PRÄPARATIONS-INSTRUMENTE | PREPARATION-INSTRUMENTS | INSTRUMENTOS DE PREPARACIÓN

Rund | Round | Redonda

801

medium

801H super coarse
801G coarse
801F fine
801C extra fine
801U ultra fine

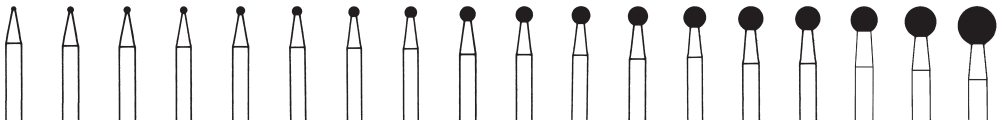

Fig.	Shank	Ref.-No.	5	5	5	5	5	5	5	5	5	5	5	5	5	5	5	2	2	2
801	HP	806 **104** 001 524			009	010	012	014	016	018	021	023		027			033			050
	RA	806 **204** 001 524			009	010	012	014	016	018	021	023		027			033			
	FG s	806 **313** 001 524			009	010	012	014	016											
	FG	806 **314** 001 524	007	008	009	010	012	014	016	018	021	023	025	027	029		033*	035	042	
	FG XL	806 **316** 001 524				010	012	014	016	018										
801H	HP	806 **104** 001 544																		050
	FG	806 **314** 001 544						014	016	018	021	023	025	027	029					
	FG XL	806 **316** 001 544						014	016	018		023			029	031				
801G	HP	806 **104** 001 534				010		014	016	018	021	023					033			050
	FG	806 **314** 001 534			009	010	012	014	016	018	021	023	025	027	029					
	FG XL	806 **316** 001 534						014	016	018		023								
801F	HP	806 **104** 001 514							016											
	RA	806 **204** 001 514							016	018		023					033			
	FG	806 **314** 001 514	007	008		010	012	014	016	018	021	023	025	027	029		033*	035		
801C	HP	806 **104** 001 504										023								
	RA	806 **204** 001 504					012					023								
	FG	806 **314** 001 504	007	008	009	010	012	014	016	018	021	023	025	027	029		033*			
801U	FG	806 **314** 001 494				010			016			023								

*= 2

801L

medium

801LG coarse



Fig.	Shank	Ref.-No.	5	5	5	5	5
801L	HP	806 **104** 697 524	008	010	012		016
	FG	806 **314** 697 524		010	012	014	016
801LG	FG	806 **314** 697 534		010	012	014	016

802

medium

802G coarse

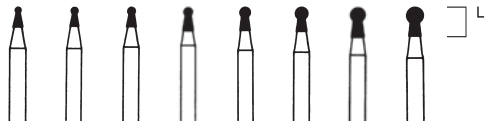

Fig.	Shank	Ref.-No.	5	5	5	5	5	5	5	5
		L mm	3,0	3,0	3,0	3,5	3,5	3,5	4,0	4,0
802	FG	806 **314** 002 524	009	010	012	014	016	018	021	023
802G	FG	806 **314** 002 534		010	012	014	016			

802L
medium
802LG coarse

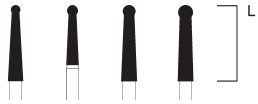

Fig.	Shank	Ref.-No.	5	2	5	5
		L mm	10,0	8,0	10,0	10,0
802L	RA L	806 **205** 494 524		014		
802LG	FG	806 **314** 494 534	012		016	019

Tungsten Carbide
Diamond

389

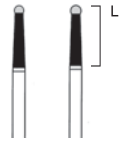

Fig.	Shank	Ref.-No.	2	2
		L mm	8,0	8,0
389	FG XL	806 **316** 494 020	012	014

Umgekehrter Kegel | Inverted Cone | Cono invertido



805
medium
805H super coarse
805G coarse
805F fine
805C extra fine

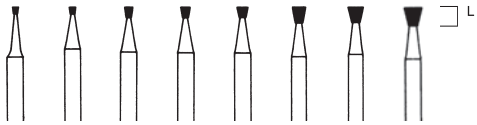

Fig.	Shank	Ref.-No.	5	5	5	5	5	5	5	5
		L mm	0,9	1,0	1,5	1,5	1,5	2,3	2,3	2,5
805	RA	806 **204** 012 524			012	014	016	018	021	
	FG s	806 **313** 012 524			012					
	FG	806 **314** 012 524	009	010	012	014	016	018	021	025
805H	FG	806 **314** 012 544				014	016			
805G	FG	806 **314** 012 534		010	012	014	016	018		
805F	FG	806 **314** 012 514		010		014				
805C	FG	806 **314** 012 504			012					

Kavitätenpräparation, Kante scharf | Cavity preparation, Flat end | Preparación de cavidad, Cono invertido

Umgekehrter Kegel, lang | Long Inverted Cone | Cono invertido largo

807
medium
807G coarse

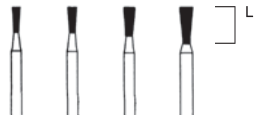

Fig.	Shank	Ref.-No.	5	5	5	5
		L mm	3,5	3,5	4,0	5,0
807	FG	806 **314** 225 524	012	014	016	018
807G	FG	806 **314** 225 534		014	016	018

Kavitätenpräparation | Cavity preparation | Preparación de cavidad

Diabolo | Diabolo, Hourglass | Diábolo

806 medium
806G coarse

Fig.	Shank	Ref.-No.	5	5	5	5	5	5
		L mm	2,5	2,5	3,0	3,0	3,0	3,0
806	FG	806 **314** 019 524	009	010	012	014	016	018
806G	FG	806 **314** 019 534		010	012	014	016	

870 medium
870G coarse

Fig.	Shank	Ref.-No.	5	5	5	5	5
		L mm	1,5	1,5	1,5	1,7	2,0
870	FG	806 **314** 032 524	010	012	014	016	018
870G	FG	806 **314** 032 534		012	014		

Birne | Pear | Pera

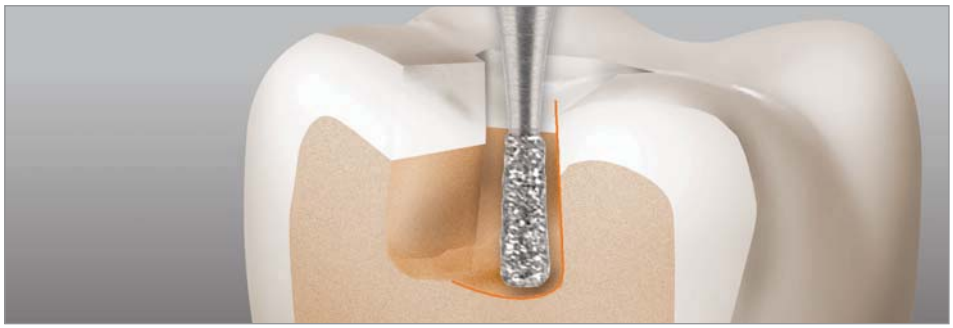

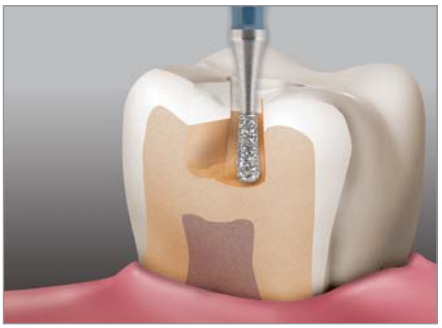

808 medium
808H super coarse
808G coarse
808F fine
808C extra fine

Fig.	Shank	Ref.-No.	5	5	5	5	5
		L mm	2,7	2,7	2,7	3,0	3,0
808	FG s	806 **313** 233 524		010			
	FG	806 **314** 233 524	009	010	012	014	016
808H	FG	806 **314** 233 544			012	014	
808G	FG	806 **314** 233 534		010	012	014	016
808F	FG	806 **314** 233 514	009	010	012	014	
808C	FG	806 **314** 233 504	009				

Kavitätenpräparation, Kante rund | Cavity preparation, Round edge | Preparación de cavidad, con borde redondeado

808L medium
808LH super coarse
808LG coarse
808LF fine
808LC extra fine

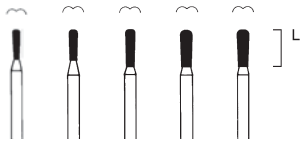

Fig.	Shank	Ref.-No.	5	5	5	5	5
		L mm	4,0	4,0	5,0	5,0	5,0
808L	FG	806 **314** 234 524	010	012	014	016	018
808LH	FG	806 **314** 234 544			014	016	
808LG	FG	806 **314** 234 534		012	014	016	018
808LF	FG	806 **314** 234 514		012	014		
808LC	FG	806 **314** 234 504		012	014		

Kavitätenpräparation, Kante rund | Cavity preparation, Round edge | Preparación de cavidad, con borde redondeado

808R medium
808RH super coarse
808RG coarse
808RF fine

Fig.	Shank	Ref.-No.	5	5	5	5
		L mm	4,0	5,0	5,0	5,0
808R	FG	806 **314** 238 524	012	014	016	018
808RH	FG	806 **314** 238 544		014	016	
808RG	FG	806 **314** 238 534	012	014	016	018
808RF	FG	806 **314** 238 514	012	014	016	018

Kavitätenpräparation, Kante rund | Cavity preparation, Round end | Preparación de cavidad, con borde redondeado

809 medium

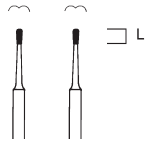

Fig.	Shank	Ref.-No.	5	5
		L mm	2,0	2,0
809	FG	806 **314** 232 524	008	009

Kavitätenpräparation, Kante rund | Cavity preparation, Round edge | Preparación de cavidad, con borde redondeado

809R

medium

809RH super coarse
809RG coarse
809RF fine

Fig.	Shank	Ref.-No.	5	5	5	5	5
		L mm	3,7	3,7	3,7	3,7	3,7
809R	FG	806 **314** 237 524	010	012	014	016	018
809RH	FG	806 **314** 237 544		012	014	016	018
809RG	FG	806 **314** 237 534	010	012	014	016	
809RF	FG	806 **314** 237 514	010	012	014		

Kavitätenpräparation, Kante rund | Cavity preparation, Round end | Preparación de cavidad, con borde redondeado

Doppelkegel | Double Cone, Barrel | Cone doble



811

medium

811H super coarse
811G coarse
811F fine

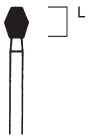

Fig.	Shank	Ref.-No.	5
		L mm	4,0
811	FG	806 **314** 038 524	033
811H	FG	806 **314** 038 544	033
811G	FG	806 **314** 038 534	033
811F	FG	806 **314** 038 514	033

Okklusaler Abtrag | Occlusal Reduction | Reducción de la oclusión

811L

medium

811LH super coarse
811LG coarse

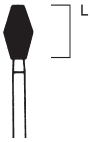

Fig.	Shank	Ref.-No.	2
		L mm	7,0
811L	FG	806 **314** 039 524	037
811LH	FG	806 **314** 039 544	037
811LG	FG	806 **314** 039 534	037

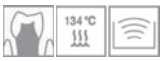

Okklusaler Abtrag | Occlusal Reduction | Reducción de la oclusión

Rad | Wheel | Rueda

815 medium

Fig.	Shank	Ref.-No.	5	5	5	5	5
		L mm	0,5	0,5	0,5	0,6	0,6
815	FG	806 **314** 042 524	012	014	018	023	035

818 medium

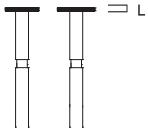

Fig.	Shank	Ref.-No.	2	2
		L mm	0,6	0,6
818	FG	806 **314** 041 524	045	050

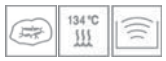

819 medium

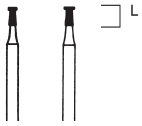

Fig.	Shank	Ref.-No.	5	5
		L mm	2,5	2,5
819	FG	806 **314** 044 524	012	014

822 medium

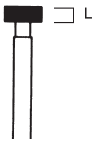

Fig.	Shank	Ref.-No.	2
		L mm	2,0
822	FG	806 **314** 042 524	050

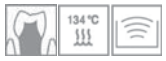

907 medium
907G coarse



Fig.	Shank	Ref.-No.	5
		L mm	1,0
907	FG	806 **314** 067 524	041
907G	FG	806 **314** 067 534	041

Okklusaler Abtrag | Occlusal Reduction | Reducción de la oclusión

909 medium
909H super coarse
909G coarse
909F fine

Fig.	Shank	Ref.-No.	5	5	5	2	2
		L mm	0,8	1,3	1,8	2,0	2,3
909	RA	806 **204** 068 524		035			060
	FG	806 **314** 068 524	031	035	040	055	060
909H	FG	806 **314** 068 544			040		
909G	FG	806 **314** 068 534	031	035	040		
909F	FG	806 **314** 068 514			040		

Okklusaler Abtrag | Occlusal Reduction | Reducción de la oclusión

Interdental | Interproximal | Interdental

820 medium

820F fine
820C extra fine
820U ultra fine



Fig.	Shank	Ref.-No.	5	5	5
		L mm	5,0	5,0	4,0
820	FG	806 **314** 465 524		016	
820F	RA	806 **204** 465 514		016	
	FG	806 **314** 465 514		016	031
820C	FG	806 **314** 465 504	014	016	031
820U	FG	806 **314** 465 494		016	

Die Größen 014 und 016 sind für die Bearbeitung interdentaler Flächen geeignet |
Sizes 014 and 016 are intended for use on interdental surfaces |
Tamaños 014 y 016 son para tallar los espacios interproximales

Linse | Lens | Lenteja

825 medium

Fig.	Shank	Ref.-No.	5	5	2	2
		L mm	0,4	0,6	0,8	0,8
825	FG	806 **314** 304 524	016	023	042	050

826 medium

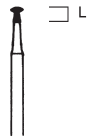

Fig.	Shank	Ref.-No.	5
		L mm	2,0
826	FG	806 **314** 310 524	016

Zwiebel | Onion | Cebolla

827C extra fine

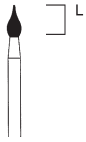

Fig.	Shank	Ref.-No.	5
		L mm	4,0
827C	FG	806 **314** 464 504	018

Kavitätenabschräger | Margin Trimmer, Acorn | Ajuste de margen de cavidad

829 medium
829F fine

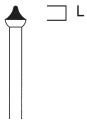

Fig.	Shank	Ref.-No.	5
		L mm	1,6
829	FG	806 **314** 463 524	027
829F	FG	806 **314** 463 514	027

Für die Kauflächengestaltung – nach Kotschy |
For the occlusal surface design – according to Kotschy |
Para modelar las superficies oclusales – según Kotschy

Knospe | Bud, Pointed Football | Capullo

830 medium
830H super coarse
830G coarse
830F fine
830C extra fine
830U ultra fine



Fig.	Shank	Ref.-No.	5	5	5	5	5
		L mm	4,5	4,5	5,0	5,0	6,0
830	FG	806 **314** 257 524	016	018	021	023	
830H	FG	806 **314** 257 544	016	018		023	
830G	RA	806 **204** 257 534				023	
	FG	806 **314** 257 534	016	018		023	
830F	RA	806 **204** 257 514				023	
	FG	806 **314** 257 514	016	018	021	023	
830C	RA	806 **204** 257 504				023	025
	FG	806 **314** 257 504	016	018	021	023	
830U	FG	806 **314** 257 494	016				

Palatinaler und okklusaler Abtrag | Palatal and occlusal reduction | Reducción palatinal y oclusal

831 medium
831H super coarse
831G coarse
831F fine
831C extra fine
831U ultra fine

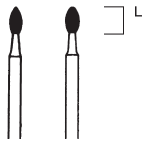

Fig.	Shank	Ref.-No.	5	5
		L mm	3,5	3,5
831	FG	806 **314** 254 524	016	018
831H	FG	806 **314** 254 544	016	018
831G	RA	806 **204** 254 534	016	
	FG	806 **314** 254 534	016	018
831F	FG	806 **314** 254 514	016	018
831C	FG	806 **314** 254 504	016	018
831U	FG	806 **314** 254 494	016	018

Palatinaler und okklusaler Abtrag | Palatal and occlusal reduction | Reducción palatinal y oclusal

Knospe, rund | Bud, Round End | Pimpollo, redondeado

894 medium

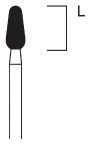

Fig.	Shank	Ref.-No.	5
		L mm	5,5
894	FG	806 **314** 263 524	025

Okklusaler Abtrag | Occlusal Reduction | Reducción de la oclusión

Ei | Egg, Football | Huevo

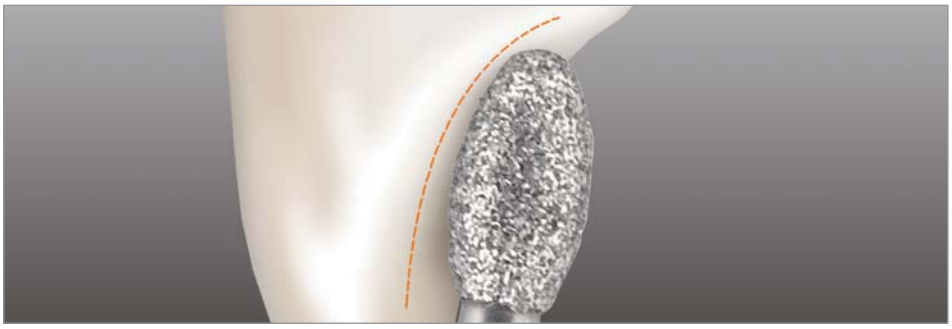

833 medium

833H super coarse
833G coarse
833F fine
833C extra fine
833U ultra fine

Fig.	Shank	Ref.-No.	5	5	5	5	5	5
		L mm	2,8	2,8	3,4	3,4	4,2	4,2
833	FG	806 **314** 277 524		014	016	018		023
833H	FG	806 **314** 277 544		014	016	018		023
833G	FG	806 **314** 277 534		014	016	018		023
	FGL	806 **315** 277 534						023
833F	RA	806 **204** 277 514						023
	FG	806 **314** 277 514	012	014	016	018	021	023
	FGL	806 **315** 277 514						023
833C	FG	806 **314** 277 504		014	016	018		023
833U	FG	806 **314** 277 494		014	016			023

Palatinaler und okklusaler Abtrag | Palatal and occlusal reduction | Reducción palatinal y oclusal

833KH super coarse

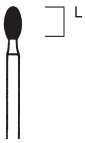

Fig.	Shank	Ref.-No.	5
		L mm	3,9
833KH	FG	806 **314** 272 544	024

Palatinaler und okklusaler Abtrag | Palatal and occlusal reduction | Reducción palatinal y oclusal

833L medium

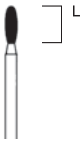

Fig.	Shank	Ref.-No.	5
		L mm	5,0
833L	FG	806 **314** 278 524	018

Palatinaler und okklusaler Abtrag | Palatal and occlusal reduction | Reducción palatinal y oclusal

Tiefenmarkierer | Depth Cutter | Marcadores de profundidad

824 medium

Präparationstiefe
Preparation depth
Profundidad de preparación

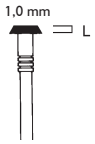

Fig.	Shank	Ref.-No.	5
		L mm	1,0
824	FG	806 **314** 055 524	042

Labialer Abtrag | Labial reduction | Reducción labial

834 medium

Präparationstiefe
Preparation depth
Profundidad de preparación

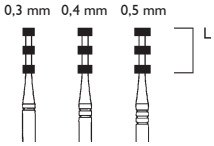

Fig.	Shank	Ref.-No.	5	5	5
		L mm	6,0	6,0	6,0
834	FG	806 **314** 552 524	016	018	021

Labialer Abtrag | Labial reduction | Reducción labial

834A medium

Präparationstiefe
Preparation depth
Profundidad de preparación

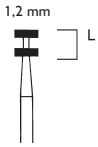

Fig.	Shank	Ref.-No.	2
		L mm	3,5
834A	FG	806 **314** 242 524	031

Labialer Abtrag | Labial reduction | Reducción labial

908 medium

Präparationstiefe
Preparation depth
Profundidad de preparación

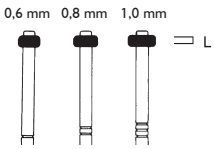

Fig.	Shank	Ref.-No.	5	5	5
		L mm	1,5	1,5	1,5
908	FG XL	806 **316** 072 524	028	032	036

Labialer Abtrag | Labial reduction | Reducción labial

Dual geführter Rillenschleifer – nach Küpper | Dual controlled groove grinder – according to Küpper | Fresa de carril – según Küpper

2413 – Laminate Veneer Kit
auf Seite | on page | en la página 123

Zylinder | Cylinder | Cilíndrico

835 medium

835H super coarse
835G coarse
835F fine
835C extra fine

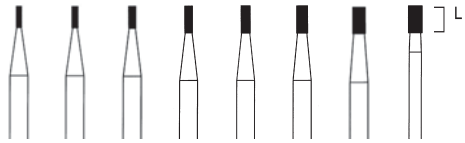

Fig.	Shank	Ref.-No.	5	5	5	5	5	5	5	5
		L mm	3,0	3,0	3,0	3,5	3,5	3,5	3,5	3,5
835	RA	806 **204** 108 524		008		010	012	014		
	FG s	806 **313** 108 524		008	009	010	012	014		
	FG	806 **314** 108 524	007	008	009	010	012	014	016	018
835H	FG	806 **314** 108 544				010	012	014	016	
835G	FG s	806 **313** 108 534				010				
	FG	806 **314** 108 534			009	010	012	014	016	018
835F	FG	806 **314** 108 514		008		010	012	014		
835C	FG	806 **314** 108 504					012			

Kronenpräparation/Kavitätenpräparation, parallele Stufe, scharfe Kante | Crown preparation/Cavity preparation, Parallel shoulder, Flat end | Preparación de coronas/Preparación de cavidad, en paralelo, borde afilado

836 medium

836G coarse
836C extra fine

Fig.	Shank	Ref.-No.	5	5	5
		L mm	4,0	4,0	4,0
836	RA	806 **204** 109 524		014	
	FG	806 **314** 109 524	012	014	018
836G	FG	806 **314** 109 534		014	
836C	FG	806 **314** 109 504	012		

Kronenpräparation/Kavitätenpräparation, parallele Stufe, scharfe Kante | Crown preparation/Cavity preparation, Parallel shoulder, Flat end | Preparación de coronas/Preparación de cavidad, en paralelo, borde afilado

837 medium

837S ultra coarse
837H super coarse
837G coarse
837F fine
837C extra fine



Fig.	Shank	Ref.-No.	5	5	5	5	5	5
		L mm	6,0	6,0	6,0	6,0	7,0	6,0
837	RA	806 **204** 110 524	012					
	FG	806 **314** 110 524	012	014	016	018	025	027
837H	FG	806 **314** 110 544	012	014	016			
837G	FG s	806 **313** 110 534		014				
	FG	806 **314** 110 534	012	014	016	018		
837F	FG	806 **314** 110 514	012	014	016			
837C	FG	806 **314** 110 504		014				

Kronenpräparation/Kavitätenpräparation, parallele Stufe, scharfe Kante | Crown preparation/Cavity preparation, Parallel shoulder, Flat end | Preparación de coronas/Preparación de cavidad, en paralelo, borde afilado

837XL medium

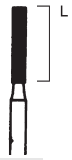

Fig.	Shank	Ref.-No.	5
		L mm	10,0
837XL	FG	806 **314** 112 524	014

Kronenpräparation/Kavitätenpräparation, parallele Stufe, scharfe Kante | Crown preparation/Cavity preparation, Parallel shoulder, Flat end | Preparación de coronas/Preparación de cavidad, en paralelo, borde afilado

837L medium

837LH super coarse
837LG coarse
837LF fine



Fig.	Shank	Ref.-No.	5	5	5	5
		L mm	8,0	8,0	8,0	8,0
837L	FG	806 **314** 111 524	010	012	014	016
837LH	FG	806 **314** 111 544		012	014	016
837LG	FG	806 **314** 111 534		012	014	016
837LF	FG	806 **314** 111 514		012	014	016

Kronenpräparation/Kavitätenpräparation, parallele Stufe, scharfe Kante | Crown preparation/Cavity preparation, Parallel shoulder, Flat end | Preparación de coronas/Preparación de cavidad, en paralelo, borde afilado

891 medium

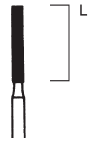

Fig.	Shank	Ref.-No.	5
		L mm	12,0
891	FG	806 **314** 113 524	014

Kavitätenpräparation, konisch, Kante scharf | Cavity preparation, Tapered, Flat end | Preparación de coronas, cónica, borde a filado

Zylinder, rund | Cylinder, Round End | Cilíndrico con borde redondeado

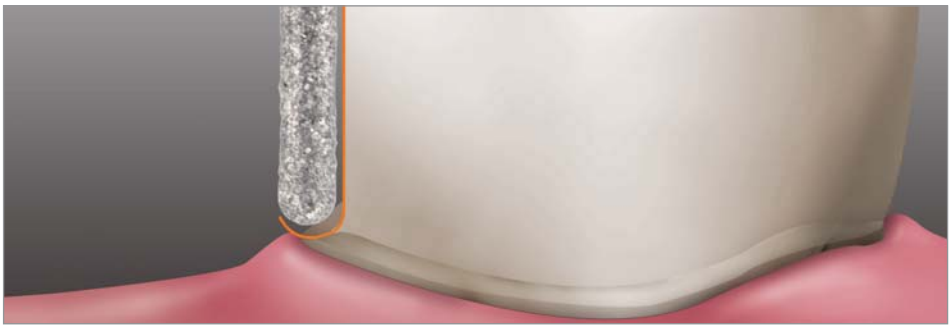

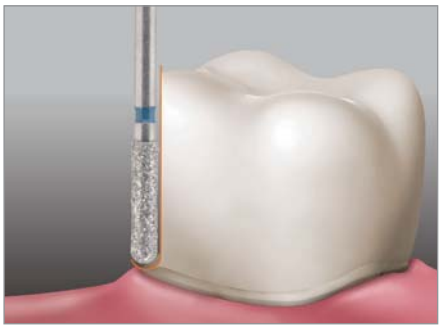

838 medium

838G coarse
838F fine

Fig.	Shank	Ref.-No.	5	5	5	5	5
		L mm	4,0	4,0	4,0	4,0	4,0
838	FG	806 **314** 138 524	008	009	010	012	014
838G	FG	806 **314** 138 534				012	014
838F	FG	806 **314** 138 514			010	012	

Kronenpräparation/Kavitätenpräparation, parallele Hohlkehle, rund | Crown preparation/Cavity preparation, Parallel chamfer, Round end | Preparación de coronas/Preparación de cavidad, borde paralelo, redonda

838L medium

838LG coarse
838LF fine



Fig.	Shank	Ref.-No.	5	5	5	5
		L mm	7,0	7,0	7,0	7,0
838L	RA	806 **204** 140 524				016
	FG	806 **314** 140 524	010	012	014	016
838LG	FG	806 **314** 140 534		012	014	
838LF	FG	806 **314** 140 514		012		

Kronenpräparation/Kavitätenpräparation, parallele Hohlkehle, rund | Crown preparation/Cavity preparation, Parallel chamfer, Round end | Preparación de coronas/Preparación de cavidad, borde paralelo, redonda

880 medium

880G coarse

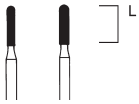

Fig.	Shank	Ref.-No.	5	5
		L mm	5,0	5,0
880	FG	806 **314** 139 524	012	014
880G	FG	806 **314** 139 534	012	014

Kronenpräparation/Kavitätenpräparation, parallele Hohlkehle, rund | Crown preparation/Cavity preparation, Parallel chamfer, Round end | Preparación de coronas/Preparación de cavidad, borde paralelo, redonda

881 medium

881H super coarse
881G coarse
881F fine
881C extra fine

Fig.	Shank	Ref.-No.	5	5	5	5	5
		L mm	8,0	8,0	8,0	8,0	8,0
881	FG	806 **314** 141 524	010	012	014	016	018
881H	FG	806 **314** 141 544		012	014		
881G	FG	806 **314** 141 534		012	014	016	018
881F	FG	806 **314** 141 514	010	012	014	016	018
881C	FG	806 **314** 141 504		012	014		

Kronenpräparation/Kavitätenpräparation, parallele Hohlkehle, rund | Crown preparation/Cavity preparation, Parallel chamfer, Round end | Preparación de coronas/Preparación de cavidad, borde paralelo, redonda

882 medium

882F fine

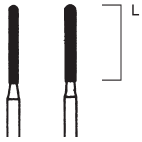

Fig.	Shank	Ref.-No.	5	5
		L mm	10,0	10,0
882	FG	806 **314** 142 524	012	014
882F	FG	806 **314** 142 514	012	014

Kronenpräparation/Kavitätenpräparation, parallele Hohlkehle, rund | Crown preparation/Cavity preparation, Parallel chamfer, Round end | Preparación de coronas/Preparación de cavidad, borde paralelo, redonda

883H super coarse

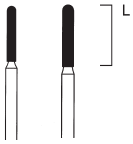

Fig.	Shank	Ref.-No.	5	5
		L mm	7,0	8,0
883H	FG	806 **314** 146 544	012	016

Kronenpräparation/Kavitätenpräparation, parallele Hohlkehle, rund | Crown preparation/Cavity preparation, Parallel chamfer, Round end | Preparación de coronas/Preparación de cavidad, borde paralelo, redonda

Zylinder mit abgerundeter Kante | Cylinder, Round Edge | Cilíndrico de punta plana

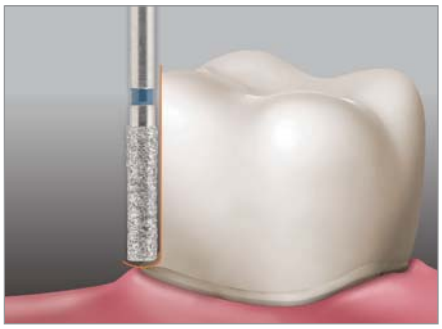

840

medium

840H super coarse
840G coarse
840F fine
840C extra fine

Fig.	Shank	Ref.-No.	5	5	5	5	5
		L mm	3,0	4,0	4,0	4,0	4,0
840	FG	806 **314** 156 524	008	010	012	014	016
840H	FG	806 **314** 156 544		010	012	014	
840G	FG	806 **314** 156 534	008	010	012	014	016
840F	FG	806 **314** 156 514	008	010	012	014	
840C	FG	806 **314** 156 504		010			

Kronenpräparation/Kavitätenpräparation, Inlay, parallele Stufe, runde Kante | Crown preparation/Cavity preparation, Inlay, Parallel shoulder, Round edge | Preparación de coronas/Preparación de cavidad, inlays, borde paralelo, borde redondo

841

medium

841H super coarse
841G coarse
841F fine
841C extra fine



Fig.	Shank	Ref.-No.	5	5	5	5	5
		L mm	6,0	6,0	6,0	6,0	6,0
841	FG	806 **314** 157 524	008	010	012	014	016
841H	FG	806 **314** 157 544			012	014	
841G	FG	806 **314** 157 534			012	014	
841F	FG	806 **314** 157 514	008	010	012	014	
841C	FG	806 **314** 157 504		010	012		

Kronenpräparation/Kavitätenpräparation, Inlay, parallele Stufe, runde Kante | Crown preparation/Cavity preparation, Inlay, Parallel shoulder, Round edge | Preparación de coronas/Preparación de cavidad, inlays, borde paralelo, borde redondo

842

medium

842H super coarse
842G coarse
842F fine
842C extra fine



Fig.	Shank	Ref.-No.	5	5	5	5
		L mm	8,0	8,0	8,0	8,0
842	FG	806 **314** 158 524	012	014	016	018
842H	FG	806 **314** 158 544	012	014	016	018
842G	FG	806 **314** 158 534	012	014	016	018
842F	FG	806 **314** 158 514	012	014	016	
842C	FG	806 **314** 158 504	012	014	016	

Kronenpräparation/Kavitätenpräparation, Inlay, parallele Stufe, runde Kante | Crown preparation/Cavity preparation, Inlay, Parallel shoulder, Round edge | Preparación de coronas/Preparación de cavidad, inlays, borde paralelo, borde redondo

Zylinder, Stirn belegt | Cylinder, End Cutting Only | Cilíndrico con revestimiento en la punta

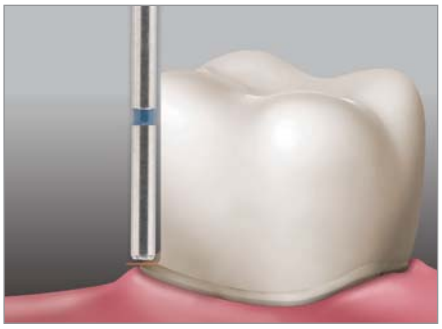

839 medium

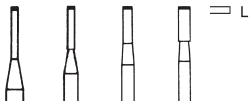

Fig.	Shank	Ref.-No.	5	5	5	5
		L mm	0,2	0,2	0,2	0,2
839	RA	806 **204** 150 524	010			
	FG	806 **314** 150 524	010	012	014	016

Kronenrandpräparation, Kronenrandfinitur | Crown preparation, Margin refinement | Preparation de coronas, acabado de bordes

Stufenschleifer | End cutting only | Abrasivos de escalones

839R medium

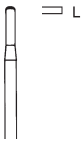

Fig.	Shank	Ref.-No.	5
		L mm	0,2
839R	FG	806 **314** 179 524	012

Kronenrandpräparation, Kronenrandfinitur | Crown preparation, Margin refinement | Preparation de coronas, acabado de bordes

Stufenschleifer, angeschrägte Kante | End cutting only, Beveled round edge | Abrasivos de escalones, cantos biselados

Zylinder, Ende nicht belegt | Cylinder, End Non Coated | Cilíndrico sin revestimiento en la punta

843 medium

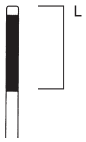

Fig.	Shank	Ref.-No.	5
		L mm	11,0
843	FG XL	806 **316** 152 524	016

Für definierten Materialabtrag bei der Kronenpräparation
Safe end for the defined removal in crown preparation
Para el tallado definido en la preparación de hombros

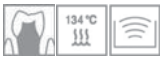

Zylinder spitz | Cylinder, Pointed | Cilíndrico con chaflán

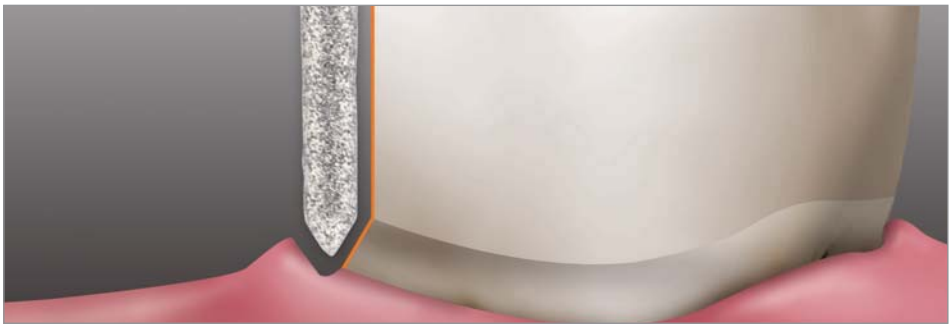

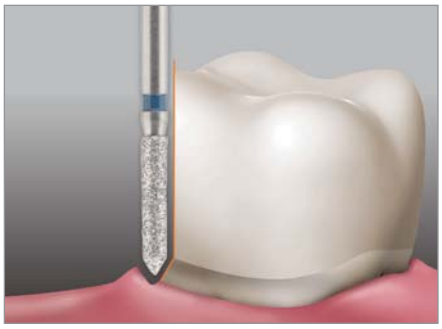

884

medium

884G coarse
884F fine

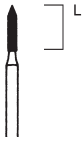

Fig.	Shank	Ref.-No.	5
		L mm	6,0
884	FG	806 **314** 129 524	012
884G	FG	806 **314** 129 534	012
884F	FG	806 **314** 129 514	012

Kronenpräparation, Zylinder mit abgeschrägter Spitze | Crown preparation, Cylinder with beveled tip | Preparación de coronas con punta biselada

885

medium

885H super coarse
885G coarse
885F fine
885C extra fine

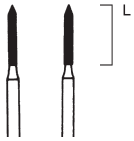

Fig.	Shank	Ref.-No.	5	5
		L mm	8,0	8,0
885	FG	806 **314** 130 524	012	014
885H	FG	806 **314** 130 544	012	014
885G	FG s	806 **313** 130 534	012	
	FG	806 **314** 130 534	012	014
885F	FG	806 **314** 130 514	012	014
885C	FG	806 **314** 130 504	012	

Kronenpräparation, Zylinder mit abgeschrägter Spitze | Crown preparation, Cylinder with beveled tip | Preparación de coronas con punta biselada

886

medium

886H super coarse
886G coarse
886F fine
886C extra fine



Fig.	Shank	Ref.-No.	5	5	5
		L mm	10,0	10,0	10,0
886	FG	806 **314** 131 524	012	014	016
886H	FG	806 **314** 131 544		014	016
886G	FG	806 **314** 131 534	012	014	016
886F	FG	806 **314** 131 514	012	014	016
886C	FG	806 **314** 131 504		014	

Kronenpräparation, Zylinder mit abgeschrägter Spitze | Crown preparation, Cylinder with beveled tip | Preparación de coronas con punta biselada

Konisch | Tapered, Flat End | Cónica



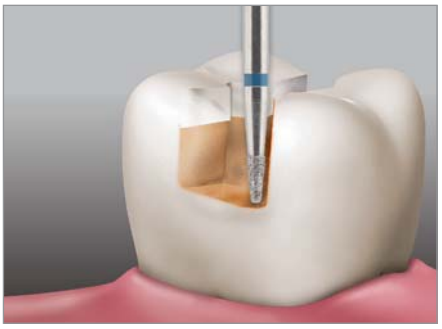

845

medium

845H super coarse
845G coarse

Fig.	Shank	Ref.-No.	5	5	5	5	5	5	5
		L mm	3,0	3,0	3,0	4,0	4,0	4,0	4,0
845	RA	806 **204** 168 524						014	
	FG	806 **314** 168 524	007	008	009	010	012	014	016
845H	FG	806 **314** 168 544						014	
845G	FG	806 **314** 168 534					012	014	

Kavitätenpräparation, konisch, Kante scharf | Cavity preparation, Tapered, Flat end | Preparación de coronas, cónica, borde a filado

846

medium

846H super coarse
846G coarse
846F fine



Fig.	Shank	Ref.-No.	5	5	5	5	5
		L mm	6,0	6,0	6,0	6,0	7,0
846	FG	806 **314** 171 524	012	014	016	018	025
846H	FG	806 **314** 171 544					025
846G	FG	806 **314** 171 534	012		016		025
846F	FG	806 **314** 171 514	012		016		025

Kavitätenpräparation, konisch, Kante scharf | Cavity preparation, Tapered, Flat end | Preparación de coronas, cónica, borde afilado

847

medium

847H super coarse
847G coarse
847F fine



Fig.	Shank	Ref.-No.	5	5	5	5
		L mm	8,0	8,0	8,0	8,0
847	RA	806 **204** 172 524		014	016	018
	FG	806 **314** 172 524	012	014	016	018
847H	FG s	806 **313** 172 544		014	016	
	FG	806 **314** 172 544	012	014	016	018
847G	FG s	806 **313** 172 534		014	016	
	FG	806 **314** 172 534	012	014	016	018
847F	FG	806 **314** 172 514	012	014	016	

Kronenpräparation/Kavitätenpräparation, konische Stufe, Kante scharf | Crown preparation/Cavity preparation, Tapered shoulder, Flat end | Preparación de coronas/Preparación de cavidad, base cónica, borde afilado

848

medium

848H super coarse
848G coarse
848F fine
848C extra fine

Fig.	Shank	Ref.-No.	5	5	5	5	5	5	2
		L mm	10,0	10,0	10,0	10,0	10,0	10,0	10,0
848	RA	806 **204** 173 524			016				
	FG	806 **314** 173 524		014	016	018	021	023	031
848H	FG	806 **314** 173 544		014	016	018			
848G	FG	806 **314** 173 534		014	016	018	021	023	
848F	FG	806 **314** 173 514			016	018			
848C	FG	806 **314** 173 504			016				

Kronenpräparation/Kavitätenpräparation, konisch, Kante scharf | Crown preparation/Cavity preparation, Tapered, Flat end | Preparación de coronas/Preparación de cavidad, cónica, borde afilado

854

medium



Fig.	Shank	Ref.-No.	5
		L mm	7,0
854	FG	806 **314** 183 524	025

Kronenpräparation, konisch, Kante scharf | Cavity preparation, Tapered, Flat end | Preparación de coronas, cónica, borde a filado
Stirn nicht diamantiert | Safe end | Frente no diamantado

897F

fine

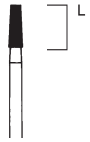

Fig.	Shank	Ref.-No.	5
		L mm	6,0
897F	FG	806 **314** 176 514	018

Kronenpräparation, konisch, Kante scharf | Cavity preparation, Tapered, Flat end | Preparación de coronas, cónica, borde afilado

Konisch mit abgerundeter Kante | Tapered, Round Edge | Cónico con borde redondeado

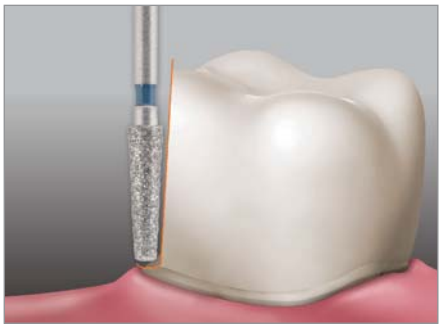

845R medium

845RF fine
845RC extra fine



Fig.	Shank	Ref.-No.	5	5	5	5
		L mm	4,0	4,0	4,0	4,0
845R	FG	806 **314** 544 524	016	018	021	025
845RF	FG	806 **314** 544 514	016	018		025
845RC	FG	806 **314** 544 504	016	018		

Kavitätenpräparation, Inlays und Onlays, konisch mit abgerundeter Kante | Cavity preparation, Inlay and Onlay, Tapered, Round edge | Preparación de cavidades, inlays y onlays, cónica can borde redondeado

846R medium

846RH super coarse
846RG coarse
846RF fine
846RC extra fine

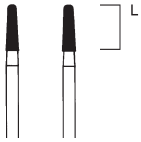

Fig.	Shank	Ref.-No.	5	5
		L mm	6,0	6,0
846R	FG	806 **314** 545 524	016	018
846RH	FG	806 **314** 545 544	016	
846RG	FG	806 **314** 545 534	016	018
846RF	FG	806 **314** 545 514	016	018
846RC	FG	806 **314** 545 504	016	

Kronenpräparation/Kavitätenpräparation, Inlays und Onlays, modifizierte Stufe | Crown preparation/Cavity preparation, Inlay and Onlay, Modified shoulder | Preparación de coronas/Preparación de cavidad, inlays y onlays, borde modificado

846KR medium

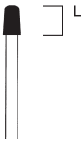

Fig.	Shank	Ref.-No.	2
		L mm	3,5
846KR	FG	806 **314** 584 524	023

Kavitätenpräparation, Inlays und Onlays, konisch mit abgerundeter Kante | Cavity preparation, Inlay and Onlay, Tapered, Round edge | Preparación de cavidades, inlays y onlays, cónica can borde redondeado

847R medium

847RH super coarse
847RG coarse
847RF fine
847RC extra fine



Fig.	Shank	Ref.-No.	5	5	5
		L mm	8,0	8,0	8,0
847R	FG	806 **314** 546 524	016	018	023
847RH	FG	806 **314** 546 544	016	018	023
847RG	FG	806 **314** 546 534	016	018	023
847RF	FG	806 **314** 546 514	016	018	023
847RC	FG	806 **314** 546 504	016	018	023

Kronenpräparation/Kavitätenpräparation, Inlays und Onlays, modifizierte Stufe | Crown preparation/Cavity preparation, Inlay and Onlay, Modified shoulder | Preparación de coronas/Preparación de cavidad, inlays y onlays, borde modificado

847KR medium

Fig.	Shank	Ref.-No.	5
		L mm	8,0
847KR	FG	806 **314** 585 524	016



Kronenpräparation/Kavitätenpräparation, modifizierte Stufe | Crown preparation/Cavity preparation, Modified shoulder | Preparación de coronas/Preparación de cavidad, borde modificado

848R medium

848RF fine

Fig.	Shank	Ref.-No.	5
		L mm	10,0
848R	FG	806 **314** 553 524	016
848RF	FG	806 **314** 553 514	016

Kronenpräparation/Kavitätenpräparation, modifizierte Stufe | Crown preparation/Cavity preparation, Modified shoulder | Preparación de coronas/Preparación de cavidad, borde modificado

Konisch, rund | Tapered, Round End | Cónico con borde redondeado

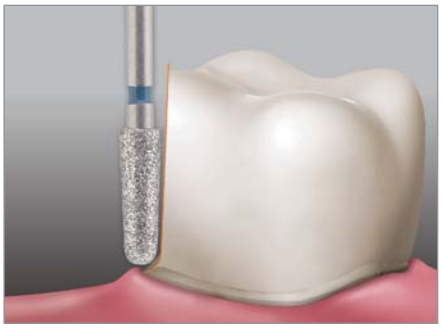

802KG coarse

Fig.	Shank	Ref.-No.	5
		L mm	9,0
802KG	FG	806 **314** 551 534	014
	FG L	806 **315** 551 534	014

Stirn nicht diamantiert, zur Schonung des zervikalen Bereichs
Safe end, for gentle administration of the cervical area
Punta no diamantada, para la protección del area cervical

849 medium

849H super coarse
849G coarse
849F fine

Fig.	Shank	Ref.-No.	5	5	5	5	5	5
		L mm	6,0	6,0	6,0	6,0	6,0	7,0
849	FG	806 **314** 197 524	010	012	014	016	018	025
849H	FG	806 **314** 197 544		012	014	016	018	025
849G	FG s	806 **313** 197 534						025
	FG	806 **314** 197 534	010	012	014	016	018	025
849F	FG	806 **314** 197 514	010	012	014	016	018	025

Kronenpräparation, konische Hohlkehle, rund | Crown preparation, Tapered chamfer, Round end | Preparación de coronas, borde cónico redondeado

849L

849LF fine
849LC extra fine
849LU ultra fine

Fig.	Shank	Ref.-No.	5
		L mm	7,0
849LF	RA L	806 **205** 693 514	012
	RA XL	806 **206** 693 514	012
849LC	RA L	806 **205** 693 504	012
	RA XL	806 **206** 693 504	012
849LU	RA L	806 **205** 693 494	012
	RA XL	806 **206** 693 494	012

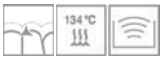

Für die optimale Entfernung von Restplaque im subgingivalen Bereich | For removing residual plaque from subgingival areas | Optimo para remover placa residual en el área subgingival

850 medium

850H super coarse
850G coarse
850F fine
850C extra fine



Fig.	Shank	Ref.-No.	5	5	5	5	5	5	5	5
		L mm	8,0	8,0	8,0	8,0	8,0	8,0	8,0	8,0
850	FG s	806 **313** 198 524		012		016	018			
	FG	806 **314** 198 524		012	014	016	018	021		025
850H	FG s	806 **313** 198 544			014	016				
	FG	806 **314** 198 544		012	014	016	018	021		025
850G	FG s	806 **313** 198 534		012	014	016	018			
	FG	806 **314** 198 534		012	014	016	018	021	023	025
850F	FG	806 **314** 198 514		012	014	016	018			
850C	FG	806 **314** 198 504		012						

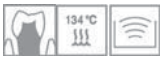

Kronenpräparation, konische Hohlkehle, rund | Crown preparation, Tapered chamfer, Round end | Preparación de coronas, borde cónico redondeado

851

medium

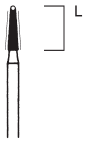

Fig.	Shank	Ref.-No.	5
		L mm	6,0
851	FG	806 **314** 218 524	014

Stirn nicht diamantiert, zur Schonung des zervikalen Bereichs | Safe end, for gentle administration of the cervical area | Punta no diamantada, para la protección del area cervical

851L

medium

851LF fine



Fig.	Shank	Ref.-No.	5	5	5
		L mm	8,0	8,0	8,0
851L	FG	806 **314** 219 524	012	016	018
851LF	FG	806 **314** 219 514	012		

Stirn nicht diamantiert, zur Schonung des zervikalen Bereichs | Safe end, for gentle administration of the cervical area | Punta no diamantada, para la protección del area cervical

852

medium

852H super coarse
852G coarse
852F fine
852C extra fine



Fig.	Shank	Ref.-No.	5	5	5	5	5	5
		L mm	10,0	10,0	10,0	10,0	10,0	10,0
852	FG	806 **314** 199 524	010	012	014	016	018	023
852H	FG s	806 **313** 199 544				016		
	FG	806 **314** 199 544		012	014	016	018	
852G	FG s	806 **313** 199 534				016		
	FG	806 **314** 199 534		012	014	016	018	023
852F	FG	806 **314** 199 514		012	014	016	018	
852C	FG	806 **314** 199 504				016	018	

Kronenpräparation, konische Hohlkehle, rund | Crown preparation, Tapered chamfer, Round end | Preparación de coronas, borde cónico redondeado

855

medium

855G coarse



Fig.	Shank	Ref.-No.	5	5	5
		L mm	4,0	4,0	4,0
855	FG	806 **314** 196 524	010	012	016
855G	FG	806 **314** 196 534		012	016

Kronenpräparation, konische Hohlkehle, rund | Crown preparation, Tapered chamfer, Round end | Preparación de coronas, borde cónico redondeado

855L

855LF fine
855LC extra fine
855LU ultra fine



Fig.	Shank	Ref.-No.	5	5
		L mm	3,0	3,0
855LF	FG	806 **314** 195 514	007	009
855LC	FG	806 **314** 195 504	007	009
855LU	FG	806 **314** 195 494	007	009

Konische Hohlkehle, rund | Tapered chamfer, Round end | Borde cónico redondeado

856

medium

856H super coarse
856G coarse
856F fine

Fig.	Shank	Ref.-No.	5	5	5	5	5
		L mm	8,0	8,0	8,0	8,0	8,0
856	FG	806 **314** 194 524	012	014	016	018	021
856H	FG	806 **314** 194 544			016	018	
856G	FG	806 **314** 194 534	012	014	016	018	021
856F	FG	806 **314** 194 514	012	014	016	018	021

Kronenpräparation, konische Hohlkehle, rund | Crown preparation, Tapered chamfer, Round end | Preparación de coronas, borde cónico redondeado

857

medium

857G coarse
857F fine



Fig.	Shank	Ref.-No.	5
		L mm	10,0
857	FG	806 **314** 220 524	014
857G	FG	806 **314** 220 534	014
857F	FG	806 **314** 220 514	014

Stirn nicht diamantiert, zur Schonung des zervikalen Bereichs | Safe end, for gentle administration of the cervical area | Punta no diamantada, para la protección del area cervical

875G

coarse

Fig.	Shank	Ref.-No.	5
		L mm	10,0
875G	FG	806 **314** 588 534	025

897R

medium

897RC extra fine

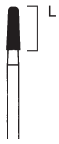

Fig.	Shank	Ref.-No.	5
		L mm	6,0
897R	FG	806 **314** 584 524	018
897RC	FG	806 **314** 584 504	018

Konisch spitz, Nadel | Tapered Point, Needle | Cónica de punta, Aguja

858

medium

858H super coarse
858G coarse
858F fine
858C extra fine
858U ultra fine



Fig.	Shank	Ref.-No.	5	5	5
		L mm	8,0	8,0	8,0
858	RA	806 **204** 165 524		014	
	FG s	806 **313** 165 524		014	
	FG	806 **314** 165 524	010	014	016
858H	FG	806 **314** 165 544		014	
858G	FG s	806 **313** 165 534		014	
	FG	806 **314** 165 534		014	016
858F	RA	806 **204** 165 514		014	
	FG	806 **314** 165 514	010	014	
858C	RA	806 **204** 165 504		014	
	FG	806 **314** 165 504	010	014	
858U	FG	806 **314** 165 494		014	

Separierer | Separators | Separador

859

medium

859H super coarse
859G coarse
859F fine
859C extra fine
859U ultra fine



Fig.	Shank	Ref.-No.	5	5	5	5	5
		L mm	10,0	10,0	10,0	10,0	10,0
859	RA	806 **204** 166 524					018
	FG	806 **314** 166 524	010	012	014	016	018
859H	FG	806 **314** 166 544					018
859G	FG	806 **314** 166 534			014	016	018
859F	RA	806 **204** 166 514			014		
	FG s	806 **313** 166 514			014		
	FG	806 **314** 166 514	010	012	014	016	018
859C	FG	806 **314** 166 504		012	014	016	018
859U	FG	806 **314** 166 494			014		

Separierer | Separators | Separador

859L

medium

859LF fine
859LC extra fine



Fig.	Shank	Ref.-No.	5	5	5	5
		L mm	12,0	12,0	12,0	12,0
859L	RA	806 **204** 167 524	010			
	FG	806 **314** 167 524	010	012	014	016
859LF	FG	806 **314** 167 514	010	012	014	
859LC	FG	806 **314** 167 504	010		014	

Separierer | Separators | Separador

890

890F fine
890C extra fine
890U ultra fine

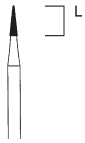

Fig.	Shank	Ref.-No.	5
		L mm	4,0
890F	FG	806 **314** 160 514	010
890C	FG	806 **314** 160 504	010
890U	FG	806 **314** 160 494	010

890L

890LF fine
890LC extra fine

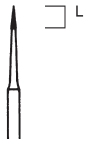

Fig.	Shank	Ref.-No.	5
		L mm	3,0
890LF	FG	806 **314** 699 514	008
890LC	FG	806 **314** 699 504	008

898

medium

898H super coarse
898G coarse
898F fine
898C extra fine
898U ultra fine

Fig.	Shank	Ref.-No.	5	5	5	5	2
		L mm	6,0	6,0	6,0	6,0	7,0
898	RA	806 **204** 161 524					037
	FG	806 **314** 164 524	012	014	016	023	
898H	FG	806 **314** 164 544				023	
898G	FG	806 **314** 164 534	012	014	016	023	
898F	FG	806 **314** 164 514	012	014			
898C	FG	806 **314** 164 504		014			
898U	FG	806 **314** 164 494		014			

Separierer | Separators | Separador

Flamme | Flame | Llama

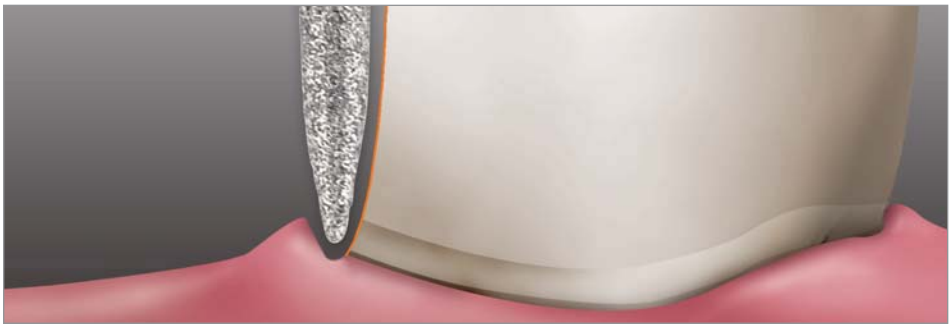

860

medium

860G coarse
860C extra fine

Fig.	Shank	Ref.-No.	5	5	5
		L mm	2,5	3,5	3,5
860	RA	806 **204** 246 524			010
	FG	806 **314** 246 524	008		010
860G	FG	806 **314** 246 534			010
860C	RA	806 **204** 246 504		009	
	FG	806 **314** 246 504		009	

861

medium

861H super coarse
861G coarse
861F fine
861C extra fine
861U ultra fine



Fig.	Shank	Ref.-No.	5	5	5	5
		L mm	5,0	5,0	5,0	5,0
861	RA	806 **204** 247 524		012		
	FG	806 **314** 247 524	010	012	014	016
861H	FG	806 **314** 247 544			014	
861G	FG	806 **314** 247 534	010	012	014	016
861F	RA	806 **204** 247 514		012		
	FG	806 **314** 247 514	010	012	014	
861C	FG	806 **314** 247 504	010	012	014	016
861U	FG	806 **314** 247 494	010			

862

medium

862H super coarse
862G coarse
862F fine
862C extra fine
862U ultra fine

Fig.	Shank	Ref.-No.	5	5	5	5	5
		L mm	8,0	8,0	8,0	8,0	8,0
862	RA	806 **204** 249 524			014	016	
	FG s	806 **313** 249 524		012			
	FG	806 **314** 249 524	010	012	014	016	021
862H	FG	806 **314** 249 544		012	014	016	
862G	FG s	806 **313** 249 534		012	014	016	
	FG	806 **314** 249 534	010	012	014	016	021
862F	RA	806 **204** 249 514		012		016	
	FG	806 **314** 249 514	010	012	014	016	
862C	RA	806 **204** 249 504		012	014	016	
	FG	806 **314** 249 504	010	012	014	016	
862U	FG	806 **314** 249 494		012			

Tangentialpräparation | Tangential preparation | Preparación tangencial

863

medium

863H super coarse
863G coarse
863F fine
863C extra fine



Fig.	Shank	Ref.-No.	5	5	5
		L mm	10,0	10,0	10,0
863	RA	806 **204** 250 524	012	016	
	FG	806 **314** 250 524	012	016	018
863H	FG	806 **314** 250 544	012	016	018
863G	FG	806 **314** 250 534	012	016	018
863F	RA	806 **204** 250 514	012		
	FG	806 **314** 250 514	012	016	018
863C	FG	806 **314** 250 504	012	016	

Tangentialpräparation | Tangential preparation | Preparación tangencial

863L medium

863LF fine

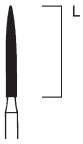

Fig.	Shank	Ref.-No.	5
		L mm	12,0
863L	FG	806 **314** 251 524	014
863LF	FG	806 **314** 251 514	014

Tangentialpräparation | Tangential preparation | Preparación tangencial

861KF fine



Fig.	Shank	Ref.-No.	5
		L mm	5,5
861KF	FG	806 **314** 255 514	012

Stirn nicht diamantiert, zur Schonung des zervikalen Bereichs | Safe end, for gentle administration of the cervical area | Punta no diamantada, para la protección del area cervical

888 medium

Fig.	Shank	Ref.-No.	5
		L mm	8,0
888	FG	806 **314** 496 524	012

863K coarse

863KF fine
863KC extra fine

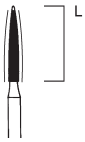

Fig.	Shank	Ref.-No.	5
		L mm	10,0
863KG	FG	806 **314** 256 534	012
863KF	FG	806 **314** 256 514	012
863KC	FG	806 **314** 256 504	012

Tangentialpräparation | Tangential preparation | Preparación tangencial

Stirn nicht diamantiert, zur Schonung des zervikalen Bereichs | Safe end, for gentle administration of the cervical area | Punta no diamantada, para la protección del area cervical

888LG coarse

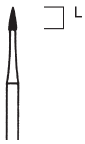

Fig.	Shank	Ref.-No.	5
		L mm	3,0
888LG	FG	806 **314** 539 534	010

889L medium

889LG coarse
889LF fine
889LC extra fine



Fig.	Shank	Ref.-No.	5	5
		L mm	3,5	4,0
889L	FG	806 **314** 540 524	009	010
889LG	FG	806 **314** 540 534	009	010
889LF	FG	806 **314** 540 514	009	010
889LC	FG	806 **314** 540 504	009	

Torpedo | Torpedo | Torpedo

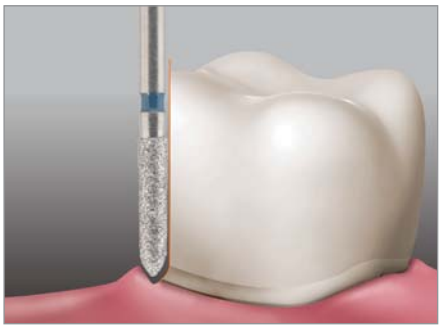

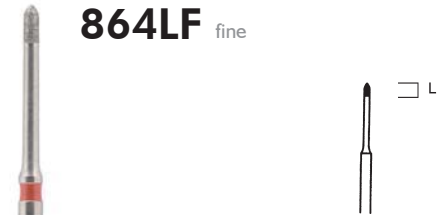

864LF fine

Fig.	Shank	Ref.-No.	5
		L mm	2,5
864LF	FG	806 **314** 534 514	009

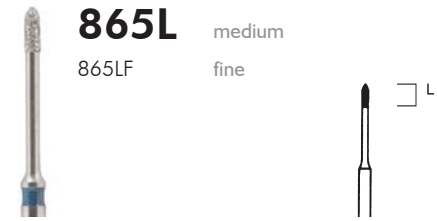

865L medium
865LF fine

Fig.	Shank	Ref.-No.	5
		L mm	3,0
865L	FG	806 **314** 535 524	009
865LF	FG	806 **314** 535 514	009

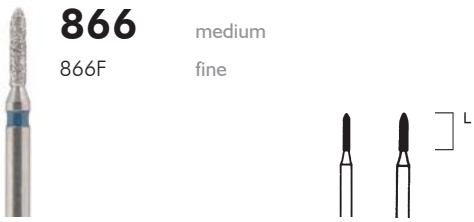

866 medium
866F fine

Fig.	Shank	Ref.-No.	5	5
		L mm	5,0	5,0
866	FG	806 **314** 287 524	009	010
866F	FG	806 **314** 287 514	009	

Kronenpräparation, parallele Hohlkehle, Torpedo | Crown preparation, Parallel chamfer, Torpedo | Preparación de coronas, borde paralelo, torpedo

867 medium
867G coarse
867F fine

Fig.	Shank	Ref.-No.	5	5	5
		L mm	6,0	6,0	6,0
867	FG s	806 **313** 288 524		010	012
	FG	806 **314** 288 524	009	010	012
867G	FG s	806 **313** 288 534			012
	FG	806 **314** 288 534		010	012
867F	FG	806 **314** 288 514	009	010	012

Kronenpräparation, parallele Hohlkehle, Torpedo | Crown preparation, Parallel chamfer, Torpedo | Preparación de coronas, borde paralelo, torpedo

868 medium
868H super coarse
868G coarse
868F fine
868C extra fine

Fig.	Shank	Ref.-No.	5	5	5	5
		L mm	8,0	8,0	8,0	8,0
868	RA	806 **204** 289 524		012		
	FG	806 **314** 289 524	010	012	014	016
868H	FG s	806 **313** 289 544		012		
	FG	806 **314** 289 544		012	014	016
868G	FG	806 **314** 289 534	010	012	014	016
868F	FG	806 **314** 289 514	010	012	014	016
868C	FG	806 **314** 289 504		012	014	

Kronenpräparation, parallele Hohlkehle, Torpedo | Crown preparation, Parallel chamfer, Torpedo | Preparación de coronas, borde paralelo, torpedo

869 medium
869H super coarse
869G coarse
869F fine
869C extra fine

Fig.	Shank	Ref.-No.	5	5	5	5
		L mm	10,0	10,0	10,0	10,0
869	FG	806 **314** 290 524	010	012	014	
869H	FG	806 **314** 290 544			014	
869G	FG	806 **314** 290 534		012	014	016
869F	FG	806 **314** 290 514	010	012	014	016
869C	FG	806 **314** 290 504		012	014	

Kronenpräparation, parallele Hohlkehle, Torpedo | Crown preparation, Parallel chamfer, Torpedo | Preparación de coronas, borde paralelo, torpedo

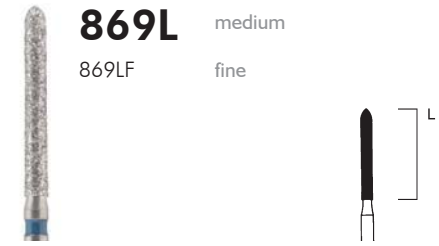

869L medium
869LF fine

Fig.	Shank	Ref.-No.	5
		L mm	12,0
869L	FG	806 **314** 291 524	014
869LF	FG	806 **314** 291 514	014

Kronenpräparation, parallele Hohlkehle, Torpedo | Crown preparation, Parallel chamfer, Torpedo | Preparación de coronas, borde paralelo, torpedo

Torpedo, konisch | Torpedo, Tapered | Torpedo, cónico

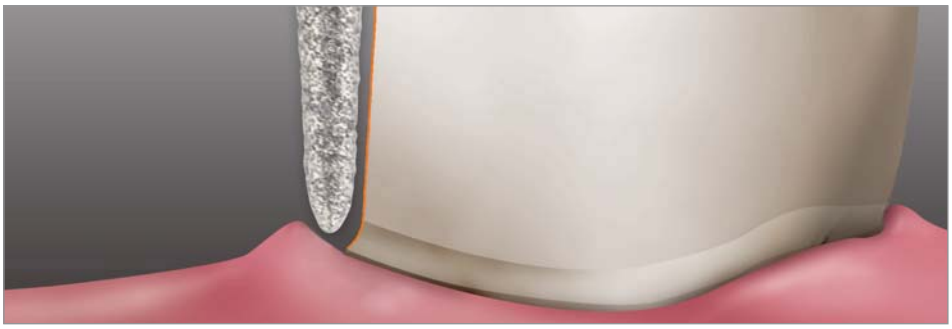

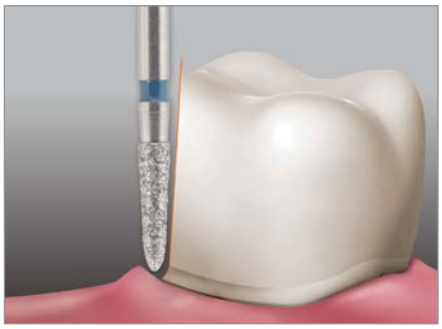

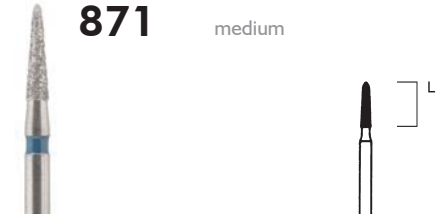

871 medium

Fig.	Shank	Ref.-No.	5
		L mm	6,0
871	FG	806 **314** 222 524	014

Kronenpräparation, modifizierte Hohlkehle, Torpedo | Crown preparation, Modified chamfer, Torpedo | Preparación de coronas, borde modificado, torpedo

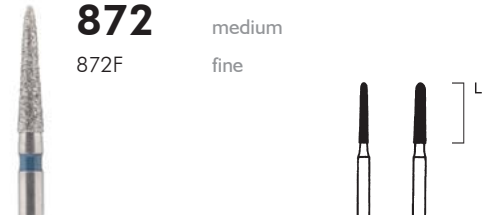

872 medium
872F fine

Fig.	Shank	Ref.-No.	5	5
		L mm	8,0	8,0
872	FG	806 **314** 223 524	012	016
872F	FG	806 **314** 223 514		016

Kronenpräparation, modifizierte Hohlkehle, Torpedo | Crown preparation, Modified chamfer, Torpedo | Preparación de coronas, borde modificado, torpedo



873 medium

Fig.	Shank	Ref.-No.	5
		L mm	10,5
873	FG	806 **314** 213 524	016

Kronenpräparation, modifizierte Hohlkehle, Torpedo | Crown preparation, Modified chamfer, Torpedo | Preparación de coronas, borde modificado, torpedo

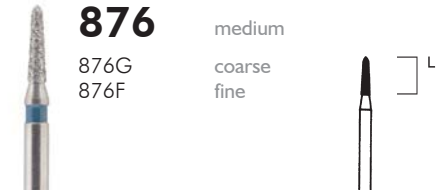

876 medium
876G coarse
876F fine

Fig.	Shank	Ref.-No.	5
		L mm	5,0
876	FG	806 **314** 296 524	012
876G	FG	806 **314** 296 534	012
876F	FG	806 **314** 296 514	012

Kronenpräparation, modifizierte Hohlkehle, Torpedo | Crown preparation, Modified chamfer, Torpedo | Preparación de coronas, borde modificado, torpedo



877 medium
877H super coarse
877G coarse
877F fine

Fig.	Shank	Ref.-No.	5	5	5	5	5
		L mm	6,5	6,5	6,5	6,5	6,5
877	FG	806 **314** 297 524	012	014	016	018	021
877H	FG	806 **314** 297 544			016	018	
877G	FG	806 **314** 297 534	012	014	016	018	
877F	FG	806 **314** 297 514	012				

Kronenpräparation, modifizierte Hohlkehle, Torpedo | Crown preparation, Modified chamfer, Torpedo | Preparación de coronas, borde modificado, torpedo



878 medium
878H super coarse
878G coarse
878F fine

Fig.	Shank	Ref.-No.	5	5	5	5	5	5
		L mm	8,0	8,0	8,0	8,0	8,0	8,0
878	FG	806 **314** 298 524	012	014	016	018	021	023
878H	FG	806 **314** 298 544	012	014	016	018	021	023
878G	FG	806 **314** 298 534	012	014	016	018	021	023
878F	FG	806 **314** 298 514	012	014	016	018	021	

Kronenpräparation, modifizierte Hohlkehle, Torpedo | Crown preparation, Modified chamfer, Torpedo | Preparación de coronas, borde modificado, torpedo

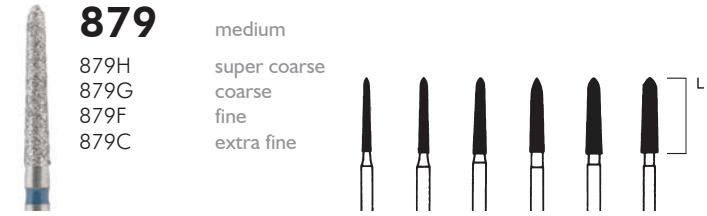

879 medium
879H super coarse
879G coarse
879F fine
879C extra fine

Fig.	Shank	Ref.-No.	5	5	5	5	5	5
		L mm	10,0	10,0	10,0	10,0	10,0	10,0
879	FG	806 **314** 299 524	012	014	016	018	021	023
879H	FG	806 **314** 299 544			016	018	021	
879G	FG	806 **314** 299 534	012	014	016	018	021	023
879F	FG	806 **314** 299 514	012	014	016			
879C	FG	806 **314** 299 504			016			

Kronenpräparation, modifizierte Hohlkehle, Torpedo | Crown preparation, Modified chamfer, Torpedo | Preparación de coronas, borde modificado, torpedo

Spezialform | Special | Forma especial

893

medium



Fig.	Shank	Ref.-No.	5
		L mm	5,8
893	FG	806 **314** 507 524	023

Granate | Grenade, Flame | Granada

895

medium

895F fine
895C extra fine
895U ultra fine

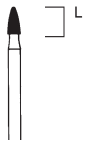

Fig.	Shank	Ref.-No.	5
		L mm	3,5
895	FG	806 **314** 274 524	016
895F	FG	806 **314** 274 514	016
895C	FG	806 **314** 274 504	016
895U	FG	806 **314** 274 494	016

895LH super coarse

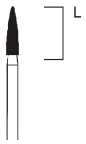

Fig.	Shank	Ref.-No.	5
		L mm	6,5
895LH	FG	806 **314** 272 544	018

896

896F fine
896C extra fine

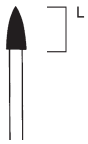

Fig.	Shank	Ref.-No.	5
		L mm	5,5
896F	FG	806 **314** 244 514	025
896C	FG	806 **314** 244 504	025

Okklusal-/Palatinalschleifer | Occlusal-/Palatal Grinder | Reducción de la oclusión

899

medium

899G coarse
899F fine

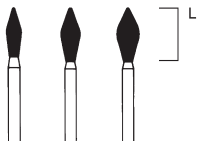

Fig.	Shank	Ref.-No.	5	5	5
		L mm	6,5	7,0	7,0
899	FG	806 **314** 033 524	021	027	031
899G	FG	806 **314** 033 534		027	031
899F	FG	806 **314** 033 514		027	031

PRÄPARATION MIT FÜHRUNGSSPITZE | PREPARATION WITH GUIDED TIP | PREPARACIÓN CON PUNTA DE GUÍA

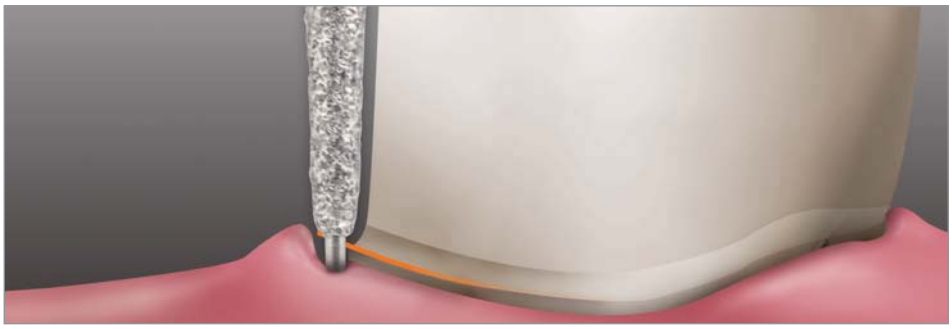

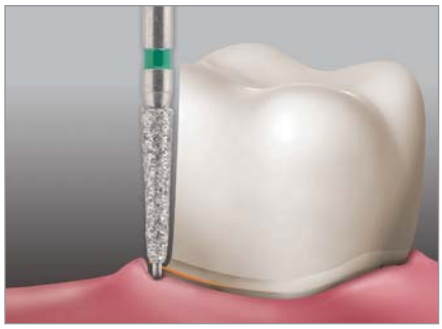

508

508G coarse
508F fine



Fig.	Shank	Ref.-No.	5	5
		L mm	7,5	7,5
508G	FG	806 **314** 508 534	016	020
508F	FG	806 **314** 508 514	016	020

Konische Hohlkehle mit Führungsspitze | Tapered chamfer with guided tip | Borde cónico con punta de guía

509

509G coarse
509F fine

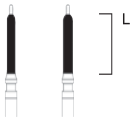

Fig.	Shank	Ref.-No.	5	5
		L mm	8,0	8,0
509G	FG	806 **314** 189 534	014	016
509F	FG	806 **314** 189 514	014	016

Parallele Hohlkehle mit Führungsspitze | Parallel chamfer with guided tip | Borde paralelo con punta de guía

- Definierte und kontrollierte zirkuläre Hohlkehlpräparation unter Führung des axialen Stiftes mit dem Instrument 508/509.
- Defined and controlled circular chamfer preparation under guidance of the axial pin with the instrument 508/509.
- Preparación definida y controlada del bisel circular guiada por medio de la punta axial del instrumento 508/509.

OKKLUSALE REDUKTIONS-DIAMANTEN | OCCLUSAL REDUCTION-DIAMONDS | DIAMANTES DE REDUCCIÓN DE OCLUSIÓN

Das „Occlusal Reduction Kit“ erlaubt die Durchführung präziser okklusaler Reduktionen. Dank des einzigartigen, abgewinkelten Tiefenstopps wird ein genau definierter Abtrag ermöglicht. Damit ist das Set besonders gut für die Präparation von Keramikkronen geeignet. Die vertikale Orientierung sorgt für einen guten Zugang zu Fissuren und Grübchen. Zudem ist dank unterschiedlicher Tiefen der Arbeitsteile eine Anpassung an verschiedenste Restaurationsmaterialien möglich.

The “Occlusal Reduction Kit” allows precision occlusal reductions to be carried out. Thanks to the unique, angled depth stops, a precisely defined removal is made possible. Thereby, the set is especially good for the preparation of ceramic crowns. The vertical orientation provides for good access to fissures and fine pits. In addition, thanks to the depth variations of the working parts, it is possible to make adjustments for various restoration materials.

El „Occlusal Reduction Kit“ permite la realización de reducciones oclusales precisas. Gracias al tope de profundidad acodado, único en su género, se hace posible un tallado definido con precisión. Por este motivo, el juego es idóneo particularmente para la preparación de coronas cerámicas. La orientación vertical garantiza un buen acceso a fisuras y fositas. Además, los componentes de trabajo presentan profundidades diferentes lo que permite una adaptación a los materiales de restauración más diversos.

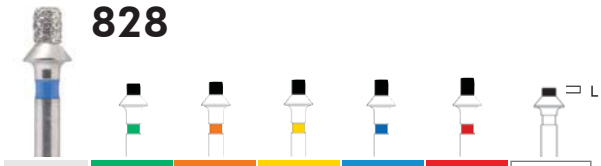

828

Fig.	828G	828O	828Y	828B	828R	828W
	5	5	5	5	5	5
Shank	FG/314	FG/314	FG/314	FG/314	FG/314	FG L/315
Size	017	017	017	017	017	017
L mm	1,5	1,8	2,0	2,2	2,4	1,0

134 °C

Zylindrisch | Cylindrial | Cilíndrico

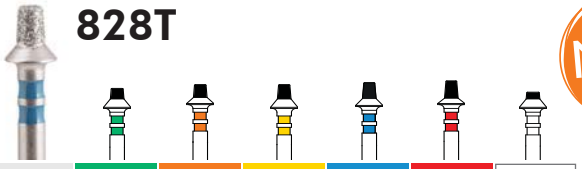

828T

New

Fig.	828TG	828TO	828TY	828TB	828TR	828TW
	5	5	5	5	5	5
Shank	FG/314	FG/314	FG/314	FG/314	FG/314	FG/314
Size	017	017	017	017	017	017
L mm	1,5	1,8	2,0	2,2	2,4	1,0

134 °C

Konisch, 8° | Tapered 8° | Cónico 8°

OKKLUSALE REDUKTION | OCCLUSAL REDUCTION | REDUCCION OCLUSAL

Tiefe Depth Profundidad	Anwendung Indications Indicación
1,5 mm	Goldkronen Gold crowns Coronas de oro
1,8 mm	Kurze Kronen aus Voll- oder Aufbrennkeramik Short clinical crowns - ceramic or all ceramic Coronas cortas – PFM o de todas las cerámicas
2,0 mm	Kronen aus CEREC®, Captek, Voll- oder Aufbrennkeramik PFM crowns, CEREC®, Captek, or all ceramic Coronas PFM, CEREC®, Captek o todas las cerámicas
2,2 mm	Lange Kronen aus Voll- oder Aufbrennkeramik Long clinical crowns - PFM or all ceramic Coronas largas, PFM o todas las cerámicas
2,4 mm	Ebnen okklusaler Flächen To level the occlusal plane Para nivelar las superficies oclusales

LABIALE REDUKTION | LABIAL REDUCTION | REDUCCIÓN LABIAL

1,0 mm	Labialer Abtrag Labial reduction Reducción labial

- Präzise und definierte okklusale Reduktion
- Einfache Handhabung durch vertikale Orientierung
- Abgewinkelte, nicht-schneidende Tiefenstopps
- Effiziente Abtragung durch grobe Diamantkörnung
- Sehr hohe Standzeiten

- Precise and defined occlusal reduction
- Easy handling due to a vertical orientation.
- Angled, non-cutting depth stops
- Efficient removal using rough diamond grit
- Very high service life

- Reducción oclusal precisa y definida
- Manejo sencillo por orientación vertical
- Topes de profundidad acodados, no cortantes
- Tallado eficiente por grano diamantado grueso
- Durabilidad extraordinariamente elevada

2565 – Occlusal Reduction Kit
auf Seite | on page | en la página 118

2565T – Tapered Occlusal Reduction Kit
auf Seite | on page | en la página 118

Black Cobra Line

Die hervorragenden Leistungseigenschaften der Cobra Diamanten, Hartmetallfräser und -bohrer werden durch die besondere CARBOCER© (diamond-like carbon) Beschichtung noch optimiert. Durch ein spezielles Verfahren wird den Cobra Diamanten, Hartmetallfräsern und -bohrern eine diamantähnliche Kohlenstoffschicht appliziert. Diese sorgt für extreme Härte, geringen Verschleiß, niedrigste Reibwerte sowie Korrosionsfestigkeit bei gleichbleibenden Oberflächeneigenschaften.

The excellent features of the Cobra diamonds, carbide cutters, and carbide burs are enhanced by the special CARBOCER© (diamond-like carbon) coating. A specially developed process applies a diamond-like carbon coating to the Cobra diamonds, carbide cutters, and carbide burs with extremely hard, wear-resistant, low-friction, corrosion-resistant surfaces while retaining the original surface properties.

Las extraordinarias propiedades de los diamantes Cobra y de los fresones de carburo se vuelven a optimizar gracias al revestimiento especial CARBOCER© (diamond-like carbon). Es decir, los diamantes Cobra y los fresones de carburo de la línea Cobra Line han sido sometidos a un proceso especial y se les ha aplicado un reves-timiento de carbono similar al del diamante, que le confieren una dureza y una resistencia a la corrosión extremas con un mínimo desgaste y coeficiente de fricción muy bajo, conservando al mismo tiempo sus propiedades de superficie.

BLACK COBRA DIAMANTINSTRUMENTE | BLACK COBRA DIAMOND INSTRUMENTS | BLACK COBRA INSTRUMENTOS DE DIAMANTE

B811

Fig.	Shank	Ref.-No.	5
		L mm	4,0
B811	FG	809 **314** 038 544	033

B830

Fig.	Shank	Ref.-No.	5	5
		L mm	4,5	4,5
B830	FG	809 **314** 257 544	018	023

B833

Fig.	Shank	Ref.-No.	5
		L mm	4,2
B833	FG	809 **314** 277 544	023

B837

Fig.	Shank	Ref.-No.	5
		L mm	8,0
B837	FG	809 **314** 110 544	014

B837L

Fig.	Shank	Ref.-No.	5
		L mm	10,0
B837L	FG	809 **314** 111 544	012

B837R

Fig.	Shank	Ref.-No.	5	5
		L mm	8,0	8,0
B837R	FG	809 **314** 113 544	014	018

Runde Kante | Round Edge | Borde redondo

B847

Fig.	Shank	Ref.-No.	5	5
		L mm	8,0	8,0
B847	FG	809 **314** 172 544	016	018

B847R

Fig.	Shank	Ref.-No.	5
		L mm	8,0
B847R	FG	809 **314** 546 544	018

Runde Kante | Round Edge | Borde redondo

B850



Fig.	Shank	Ref.-No.	5	5	5	5	5
		L mm	8,5	8,5	8,5	8,5	8,5
B850	FG	809 **314** 198 544	014	016	018	021	025

B852

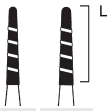

Fig.	Shank	Ref.-No.	5	5
		L mm	10,0	10,0
B852	FG	809 **314** 199 544	016	018

B855



Fig.	Shank	Ref.-No.	5	5	5	5
		L mm	6,5	6,5	7,5	7,5
B855	FG	809 **314** 196 544	016	018	021	023

B862

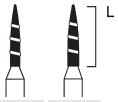

Fig	Shank	Ref.-No.	5	5
		L mm	8,0	8,0
B862	FG	809 **314** 249 544	012	014

B863

Fig.	Shank	Ref.-No.	5
		L mm	10,0
B863	FG	809 **314** 250 544	014

B868

Fig.	Shank	Ref.-No.	5	5	5
		L mm	8,0	8,0	8,0
B868	FG	809 **314** 289 544	012	014	018

B869



Fig.	Shank	Ref.-No.	5	5	5
		L mm	10,0	10,0	10,0
B869	FG	809 **314** 290 544	012	014	016

B878

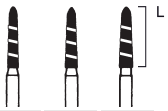

Fig.	Shank	Ref.-No.	5	5	5
		L mm	8,0	8,0	8,0
B878	FG	809 **314** 298 544	014	016	018

B879

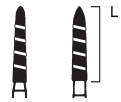

Fig.	Shank	Ref.-No.	5	5
		L mm	10,0	10,0
B879	FG	809 **314** 299 544	016	018

B880



Fig.	Shank	Ref.-No.	5	5	5
		L mm	8,0	8,0	8,0
B880	FG	809 **314** 139 544	012	014	016

B886

Fig.	Shank	Ref.-No.	5
		L mm	10,0
B886	FG	809 **314** 131 544	016

DIAMANTEN FÜR ZIRKONOXID | DIAMONDS FOR ZIRCONIA | DIAMANTES PARA OXIDO DE CIRCONIO

Bearbeiten von gehipptem (gesintertem) Zirkonoxid

Processing of HIPped (sintered) zirconia

Procesamiento de óxido de circonio prensado isostáticamente (sinterizado)

848Z coarse

848Z4 medium
848Z3 fine
848Z2 extra fine
848Z1 ultra fine

Fig.	Shank	Ref.-No.	2
		L mm	10,0
848Z5	FG	806 **314** 173 532	024
848Z4	FG	806 **314** 173 522	024
848Z3	FG	806 **314** 173 512	024
848Z2	FG	806 **314** 173 502	024
848Z1	FG	806 **314** 173 492	024

852Z coarse

852Z4 medium
852Z3 fine
852Z2 extra fine
852Z1 ultra fine

Fig.	Shank	Ref.-No.	2
		L mm	10,0
852Z5	FG	806 **314** 199 532	024
852Z4	FG	806 **314** 199 522	024
852Z3	FG	806 **314** 199 512	024
852Z2	FG	806 **314** 199 502	024
852Z1	FG	806 **314** 199 492	024

881Z coarse

881Z4 medium
881Z3 fine
881Z2 extra fine
881Z1 ultra fine



Fig.	Shank	Ref.-No.	2
		L mm	9,5
881Z5	FG	806 **314** 141 532	017
881Z4	FG	806 **314** 141 522	017
881Z3	FG	806 **314** 141 512	017
881Z2	FG	806 **314** 141 502	017
881Z1	FG	806 **314** 141 492	017

886Z coarse

886Z4 medium
886Z3 fine
886Z2 extra fine
886Z1 ultra fine

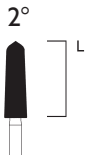

Fig.	Shank	Ref.-No.	2
		L mm	10,0
886Z5	FG	806 **314** 211 532	024
886Z4	FG	806 **314** 211 522	024
886Z3	FG	806 **314** 211 512	024
886Z2	FG	806 **314** 211 502	024
886Z1	FG	806 **314** 211 492	024

5901 – Zirkon Diamond Kit
auf Seite | on page | en la página 128

Z0850 medium fine

Z850F

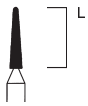

Fig.	Shank	Ref.-No.	5
		L mm	8,0
Z0850	FG	806 **314** 198 324	018
Z850F	FG	806 **314** 198 314	018

Z0863 medium fine

Z863F

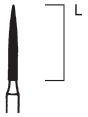

Fig.	Shank	Ref.-No.	5
		L mm	10,0
Z0863	FG	806 **314** 250 324	012
Z863F	FG	806 **314** 250 314	012

Z0833 medium fine

Z833F

Fig.	Shank	Ref.-No.	5
		L mm	4,2
Z0833	FG	806 **314** 277 324	023
Z833F	FG	806 **314** 277 314	023

Z801L medium

Fig.	Shank	Ref.-No.	5
Z801L	FG	806 **314** 697 324	014

Z0801 medium

Fig.	Shank	Ref.-No.	5
Z0801	FG	806 **314** 001 324	010

Z838L medium

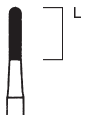

Fig.	Shank	Ref.-No.	5
		L mm	7,0
Z838L	FG	806 **314** 140 526	014

Kronentrenner | Crown cutter | Fresa para separar coronas

CE DIAMANTEN | CE DIAMONDS | DIAMANTE CE

CE-Diamantinstrumente „COOL & EFFICIENT“ zeichnen sich vor allem durch eine optimierte Schleifkraft bei gleichzeitig kühlem Schleifen aus. Bewirkt werden diese positiven Eigenschaften durch eine exakt berechnete Linksdrallnut, die für den Transport des Abriebs sowie die optimale Zufuhr der Kühlflüssigkeit sorgt.

CE diamond instruments (COOL & EFFICIENT) provide for optimum grinding performance yet remain cool during grinding. These positive properties are due to a precisely calculated, anti-clockwise groove which transports the debris away from the site and supplies coolant optimally.

Los instrumentos diamantados CE ”COOL & EFFICIENT” se caracterizan por su óptima fuerza abrasiva, manteniendo al mismo tiempo una temperatura de fricción baja. Estas caracteristicas positivas se deben a la ranura, exactamente calculada que corre en sentido espiral con giro izquierdo y que facilita la expulsión del polvo de abrasión y el acceso óptimo del liquido refrigerante.

808D medium

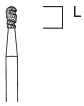

Fig.	Shank	Ref.-No.	5
		L mm	2,6
808D	FG	806 **314** 240 524	016

808LD medium

Fig.	Shank	Ref.-No.	5
		L mm	5,0
808LD	FG	806 **314** 241 524	021

837D medium

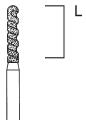

Fig.	Shank	Ref.-No.	5
		L mm	7,0
837D	FG	806 **314** 115 524	014

837LD medium

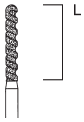

Fig.	Shank	Ref.-No.	5
		L mm	9,5
837LD	FG	806 **314** 115 524	016

847D medium

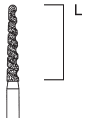

Fig.	Shank	Ref.-No.	5
		L mm	9,5
847D	FG	806 **314** 177 524	016

848D medium

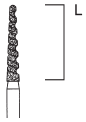

Fig.	Shank	Ref.-No.	5
		L mm	10,0
848D	FG	806 **314** 178 524	016

MIKRO-DIAMANTEN | MICRO-DIAMONDS | MICRO-DIAMANTE

- Maximaler Erhalt der gesunden Zahnsubstanz
- Sehr gute Sicht auf das Arbeitsfeld
- Definierte Abtragsleistung
- Breites Einsatzfeld durch Formenvielfalt

- Maximum preservation of sound tooth substance
- Perfect optical control of the working area
- Defined abrasive properties
- Vast spectrum of operational possibilities due to a variety of shapes

- Máxima conservación de la sustancia dental sana
- Visibilidad excelente sobre el campo de trabajo
- Tallado definido
- Amplio campo de aplicación por la diversidad de formas

M801 medium

Fig.	Shank	Ref.-No.	5
M801	FG	806 **314** 697 524	007

M833 medium

Fig.	Shank	Ref.-No.	5
		L mm	1,1
M833	FG	806 **314** 277 524	009



M838 medium

Fig.	Shank	Ref.-No.	5
		L mm	2,1
M838	FG	806 **314** 137 524	007

M880 medium

Fig.	Shank	Ref.-No.	5
		L mm	3,6
M880	FG	806 **314** 138 524	007

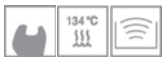

M889 medium

Fig.	Shank	Ref.-No.	5
		L mm	2,1
M889	FG	806 **314** 194 524	007

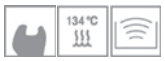

M890 medium

Fig.	Shank	Ref.-No.	5
		L mm	3,6
M890	FG	806 **314** 540 524	008

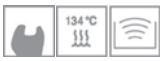

M895 medium

Fig.	Shank	Ref.-No.	5
		L mm	2,1
M895	FG	806 **314** 271 524	007

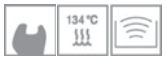

M896 medium

Fig.	Shank	Ref.-No.	5
		L mm	3,6
M896	FG	806 **314** 295 524	007

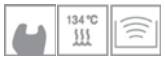

2525 – Microdia Kit

auf Seite | on page | en la página 123

INSTRUMENTE, SCHAFT 313 (FG S) | INSTRUMENTS, SHANK 313 (FG S) | INSTRUMENTOS, MANDRIL 313 (FG S)

313
FG s | FG s| FG s

16,5 mm / 0.63 inch — ø 1,60 mm

801 medium

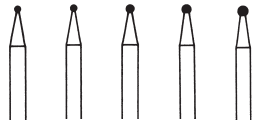

Fig.	Shank	Ref.-No.	5	5	5	5	5
801	FG s	806 **313** 001 524	009	010	012	014	016

805 medium

Fig.	Shank	Ref.-No.	5
		L mm	1,5
805	FG s	806 **313** 012 524	012

Kavitätenpräparation, Kante scharf | Cavity preparation, Flat end | Preparación de cavidad, Cono invertido

808 medium

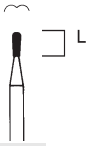

Fig.	Shank	Ref.-No.	5
		L mm	2,7
808	FG s	806 **313** 233 524	010

Kavitätenpräparation, Kante rund | Cavity preparation, Round edge | Preparación de cavidad, con borde redondeado

835 medium
835G coarse

Fig.	Shank	Ref.-No.	5	5	5	5	5
		L mm	3,0	3,0	3,5	3,5	3,5
835	FG s	806 **313** 108 524	008	009	010	012	014
835G	FG s	806 **313** 108 534			010		

Kronenpräparation, parallele Stufe, Kante scharf | Crown preparation, Parallel shoulder, Flat end | Preparación de coronas, en paralelo, borde afilado

837G coarse

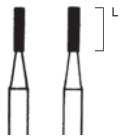

Fig.	Shank	Ref.-No.	5	5
		L mm	6,0	6,0
837G	FG s	806 **313** 110 534	012	014

Kronenpräparation, parallele Stufe, Kante scharf | Crown preparation, Parallel shoulder, Flat end | Preparación de coronas, en paralelo, borde afilado

847
847H super coarse
847G coarse

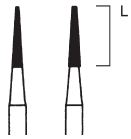

Fig.	Shank	Ref.-No.	5	5
		L mm	8,0	8,0
847H	FG s	806 **313** 172 544	014	016
847G	FG s	806 **313** 172 534	014	016

Kavitätenpräparation, konisch, Kante scharf | Cavity preparation, Tapered, Flat end | Preparación de coronas, cónica, borde afilado

849G coarse

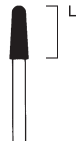

Fig.	Shank	Ref.-No.	5
		L mm	7,0
849G	FG s	806 **313** 197 534	025

Kronenpräparation, konische Hohlkehle, rund | Crown preparation, Tapered chamfer, Round | Preparación de coronas, borde cónico redondeado

850 medium
850H super coarse
850G coarse



Fig.	Shank	Ref.-No.	5	5	5	5
		L mm	8,0	8,0	8,0	8,0
850	FG s	806 **313** 198 524	012		016	
850H	FG s	806 **313** 198 544		014	016	
850G	FG s	806 **313** 198 534	012	014	016	018

Kronenpräparation, konische Hohlkehle, rund | Crown preparation, Tapered chamfer, Round end | Preparación de coronas, borde cónico redondeado

852

852H super coarse
852G coarse

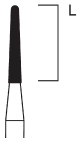

Fig.	Shank	Ref.-No.	5
		L mm	10,0
852H	FG s	806 **313** 199 544	016
852G	FG s	806 **313** 199 534	016

Kronenpräparation, konische Hohlkehle, rund | Crown preparation, Tapered chamfer, Round end | Preparación de coronas, borde cónico redondeado

858

medium
858G coarse

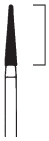

Fig.	Shank	Ref.-No.	5
		L mm	8,0
858	FG s	806 **313** 165 524	014
858G	FG s	806 **313** 165 534	014

Separierer | Separators | Separador

859F

fine

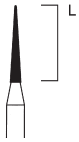

Fig.	Shank	Ref.-No.	5
		L mm	10,0
859F	FG s	806 **313** 166 514	014

Separierer | Separators | Separador

862

medium
862G coarse

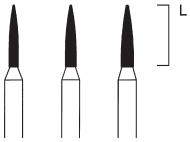

Fig.	Shank	Ref.-No.	5	5	5
		L mm	8,0	8,0	8,0
862	FG s	806 **313** 249 524	012		
862G	FG s	806 **313** 249 534	012	014	016

Kronenpräparation, modifizierte Hohlkehle, Torpedo | Crown preparation, Modified chamfer, Torpedo | Preparación de coronas, borde modificado, torpedo

867

medium
867G coarse

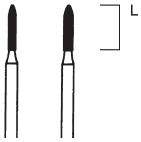

Fig.	Shank	Ref.-No.	5	5
		L mm	6,0	6,0
867	FG s	806 **313** 288 524	010	012
867G	FG s	806 **313** 288 534		012

Kronenpräparation, parallele Hohlkehle, Torpedo | Crown preparation, Parallel chamfer, Torpedo | Preparación de coronas, borde paralelo, torpedo

868H

super coarse

Fig.	Shank	Ref.-No.	5
		L mm	8,0
868H	FG s	806 **313** 289 544	012

Kronenpräparation, parallele Hohlkehle, Torpedo | Crown preparation, Parallel chamfer, Torpedo | Preparación de coronas, borde paralelo, torpedo

885G

coarse

Fig.	Shank	Ref.-No.	5
		L mm	8,0
885G	FG s	806 **313** 130 534	012

Kronenpräparation, Zylinder mit abgeschrägter Spitze | Cylinder with beveled tip | Preparación de coronas con punta biselada

REINIGUNGSSTEINE | CLEANING STONES | PIEDRAS BLANCA

529D

Diamant-Reinigungsstein
Diamond cleaning stone
Piedra blanca para limpiar diamantes

75 x 25 x 8 mm

Ref.-No.	635 **000** 600 524 000	1

Für das problemlose und rasche Reinigen verschmierter Diamantinstrumente, dadurch bessere Schleifleistung (Reinigungsstein vor der Anwendung gut anfeuchten) | Designed for fast and easy cleaning of diamond instruments for improved performance (cleaning stone to be moistened thoroughly before use) | Para la limpieza rápida y segura de las puntas diamantadas embotadas, por lo tanto más eficaz en el tallado (piedra de limpieza debe ser bien mojada antes de usarla)

DIAMANTSCHEIBEN | DIAMOND DISCS | DISCOS DE DIAMANTE

943DC extra fine

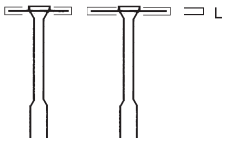

Fig.	Shank	Ref.-No.	1	1
		L mm	0,15	0,15
943DC	HP	806 **104** 361 504	080	100

365D fine

* New

Fig.	Shank	Ref.-No.	1	1
		L mm	0,3	0,35
365D	HP	806 **104** 333 514	300	450*

910D medium

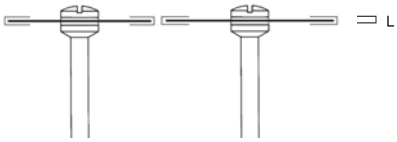

	Shank	Ref.-No.	1	1
		L mm	0,5	0,5
910D	HP	806 **104** 321 524	190	220
	unmounted	806 **900** 321 524	190	220

911D medium

911DF fine

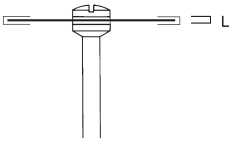

* New

Fig.	Shank	Ref.-No.	1
		L mm	0,5
911D	HP	806 **104** 332 524	220*
	unmounted	806 **900** 332 524	220*
		L mm	0,45
911DF	HP	806 **104** 332 514	220
	unmounted	806 **900** 332 514	220

915D medium

915DF fine
915DC extra fine

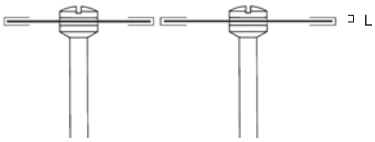

* New

Fig.	Shank	Ref.-No.	1	1
		L mm	0,25	0,25
915D	HP	806 **104** 355 524	190*	220*
	unmounted	806 **900** 355 524	190*	220*
		L mm	0,2	0,2
915DF	HP	806 **104** 355 514	190	220
		L mm	0,15	0,15
915DC	HP	806 **104** 355 504	190	220

Super flexibel | Super flexible | Super flexible

916D medium

916DH super coarse
916DG coarse
916DF fine

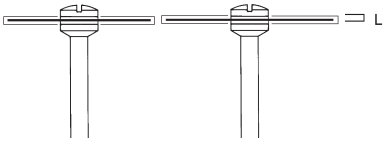

Fig.	Shank	Ref.-No.	1	1
		L mm	0,5	0,5
916D	HP	806 **104** 327 524	190	220
	unmounted	806 **900** 327 524	190	220

918D medium

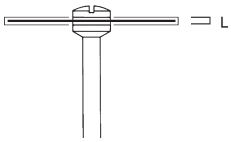

Fig.	Shank	Ref.-No.	1
		L mm	0,5
918D	HP	806 **104** 335 524	220
	unmounted	806 **900** 335 524	220

921DF fine
921DC extra fine

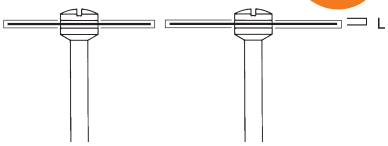

Fig.	Shank	Ref.-No.	1	1
		L mm		0,2
921DF	HP	806 **104** 358 514		220*
	unmounted	806 **900** 358 514		220*
		L mm	0,15	0,15
921DC	HP	806 **104** 358 504	190	220
	unmounted	806 **900** 358 504	190	220

Super flexibel | Super flexible | Super flexible

930D medium
930DF fine

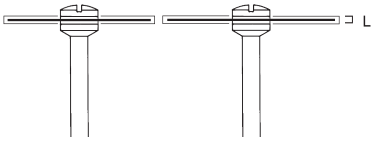

Fig.	Shank	Ref.-No.	1	1
		L mm	0,3	0,3
930D	HP	806 **104** 345 524		220
	unmounted	806 **900** 345 524		220
		L mm	0,25	0,25
930DF	HP	806 **104** 345 514	190	220
	unmounted	806 **900** 345 514	190	220

Flexibel | Flexible | Flexible

932D medium
932DF fine

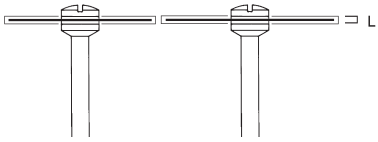

Fig.	Shank	Ref.-No.	1	1
		L mm	0,3	0,3
932D	HP	806 **104** 350 524		220
	unmounted	806 **900** 350 524		220
		L mm	0,25	0,25
932DF	HP	806 **104** 350 514	190	220
	unmounted	806 **900** 350 514	190	220

Flexibel | Flexible | Flexible

935D medium
935DF fine

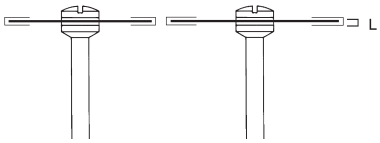

Fig.	Shank	Ref.-No.	1	1
		L mm	0,3	0,3
935D	HP	806 **104** 340 524		220*
	unmounted	806 **900** 340 524		220*
935DF	HP	806 **104** 340 514	190	220
	unmounted	806 **900** 340 514	190	220

Flexibel | Flexible | Flexible

947DF fine
947DC extra fine

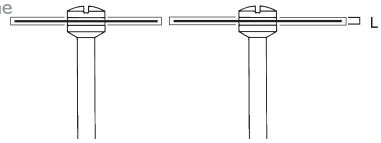

Fig.	Shank	Ref.-No.	1	1
		L mm	0,2	0,2
947DF	HP	806 **104** 389 514	190	220
	unmounted	806 **900** 389 514	190	220
		L mm		0,15
947DC	HP	806 **104** 389 504		220*
	unmounted	806 **900** 389 504		220*

Super flexibel | Super flexible | Super flexible

940F fine

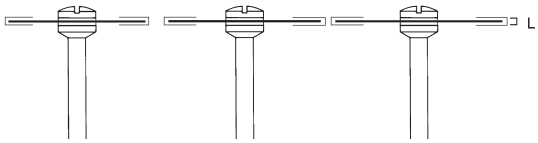

Fig.	Shank	Ref.-No.	1	1	1
		L mm	0,2	0,2	0,2
940F	HP	806 **104** 377 514	180	200	220
	unmounted	806 **900** 377 514	180	200	

Super flexibel | Super flexible | Super flexible

401DF fine

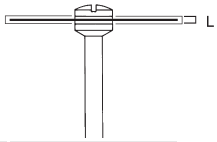

Fig.	Shank	Ref.-No.	1
		L mm	0,15
401DF	HP	806 **104** 400 514	220
	unmounted	806 **900** 400 514	220

SINTERDIAMANTEN | SINTERED DIAMONDS | ABRASIVOS MACIZOS DE DIAMANTE

MEISINGER Sinterdiamanten zeichnen sich durch ihre extrem hohe Lebensdauer und Formbeständigkeit sowie hervorragende Schleifeigenschaften aus. Ihre Arbeitsteile aus Bronze enthalten in konzentrierter und homogener Verteilung ausgewählte und hochwertige Diamantkörner. Sinterdiamantinstrumente sind in drei Körnungen (grob, mittel und extra fein) erhältlich.

MEISINGER sintered diamonds are characterized by their extremely long endurance and dimensional stability as well as excellent abrasive qualities. The working part consists of a concentrated and homogeneous combination of exclusively selected, top quality diamond grains sintered and bound in bronze. Sintered diamond instruments are available in three grit sizes (coarse, medium, and extra fine).

Los diamantes macizos de MEISINGER se distinguen por su alta duración de vida, poco desgaste en sus superficies y su excelente rendimiento de trabajo. Sus partes activas están compuestas de granos de diamante seleccionados de alta calidad en una masa concentrada y homogénea sinterizada con una ligazón de bronce. Los instrumentos de diamante macizo están disponibles en 3 grados de grano (grueso, mediano y extra fino).

S801 medium

Fig.	Shank	Ref.-No.	2
S801	HP	807 **104** 001 524	021

S805 medium

Fig.	Shank	Ref.-No.	2
		L mm	2,5
S805	HP	807 **104** 010 524	018

S807 medium

Fig.	Shank	Ref.-No.	2
		L mm	6,0
S807	HP	807 **104** 225 524	029

S818 medium



Fig.	Shank	Ref.-No.	2
		L mm	0,6
S818	HP	807 **104** 040 524	080

S837 medium
S837G coarse

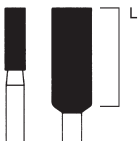

Fig.	Shank	Ref.-No.	2	2
		L mm	8,0	13,0
S837	HP	807 **104** 113 524	027	050
S837G	HP	807 **104** 113 534		050

S838 medium

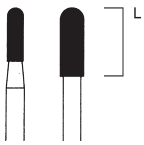

Fig.	Shank	Ref.-No.	2	2
		L mm	7,0	9,0
S838	HP	807 **104** 155 524	021	031

S847 medium

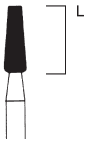

Fig.	Shank	Ref.-No.	2
		L mm	8,5
S847	HP	807 **104** 172 524	027

S850 medium

Fig.	Shank	Ref.-No.	2
		L mm	8,5
S850	HP	807 **104** 194 524	031

S852 medium

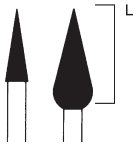

Fig.	Shank	Ref.-No.	2	2
		L mm	9,0	13,0
S852	HP	807 **104** 159 524	031	050

S861 medium

Fig.	Shank	Ref.-No.	2
		L mm	6,0
S861	HP	807 **104** 245 524	016

S862 medium

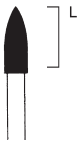

Fig.	Shank	Ref.-No.	2
		L mm	8,0
S862	HP	807 **104** 284 524	031

S879 medium
S879G coarse

Fig.	Shank	Ref.-No.	2
		L mm	14,0
S879	HP	807 **104** 266 524	050
S879G	HP	807 **104** 266 534	050

SINTERDIAMANTSCHEIBEN | SINTERED DIAMOND DISCS | DISCOS MACIZOS DE DIAMANTE

S941G coarse

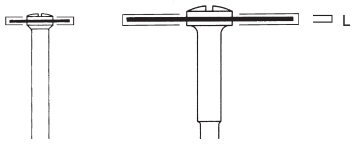

Fig.	Shank	Ref.-No.	1	1
		L mm	0,5	0,5
S941G	HP	807 **104** 345 534		220

S935C extra fine

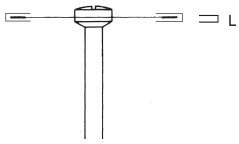

Fig.	Shank	Ref.-No.	1
		L mm	0,2
S935C	HP	807 **104** 395 504	220

Duroflex, speziell zum Separieren von Porzellan und Keramik geeignet, ohne Verfärbungen zu verursachen | Duroflex, specifically for the separation of porcelain and ceramics, without causing discoloration | Duroflex, especialmente para separar porcelana y cerámica sin peligro de descoloramiento

S936C extra fine

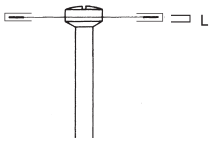

Fig.	Shank	Ref.-No.	1
		L mm	0,2
S936C	HP	807 **104** 394 504	200

Duroflex - geschlitzt, speziell zum Separieren von Porzellan und Keramik geeignet, ohne Verfärbungen zu verursachen | Duroflex - split, specifically for the separation of porcelain and ceramics, without causing discoloration | Duroflex - rajado, especialmente para separar porcelana y cerámica sin peligro de descoloramiento

S937C extra fine

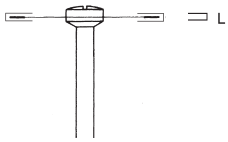

Fig.	Shank	Ref.-No.	1
		L mm	0,2
S937C	HP	807 **104** 396 504	200

Duroflex - geschlitzt, speziell zum Separieren von Porzellan und Keramik geeignet, ohne Verfärbungen zu verursachen | Duroflex - split, specifically for the separation of porcelain and ceramics, without causing discoloration | Duroflex - rajado, especialmente para separar porcelana y cerámica sin peligro de descoloramiento

REINIGUNGSSTEINE | CLEANING STONES | PIEDRAS BLANCA

529S

Sinterdiamant-Reinigungsstein
Sintered diamond cleaning stone
Piedra blanca para limpiar diamantes macizo

100 x 15 x 15 mm

Ref.-No.	635 **000** 600 523 000	1

134 °C

Um beste Ergebnisse zu erzielen, sollten die Sinterdiamant-Reinigungssteine immer trocken eingesetzt werden. | To obtain best results, the sintered diamond cleaning stone should be used dry. | Para obtener los mejores resultados se deben usar en seco las piedras para limpiar diamantes macizos.

529D

Diamant-Reinigungsstein
Diamond cleaning stone
Piedra blanca para limpiar diamantes

75 x 25 x 8 mm

Ref.-No.	635 **000** 600 524 000	1

Für das problemlose und rasche Reinigen verschmierter Diamantinstrumente, dadurch bessere Schleifleistung (Reinigungsstein vor der Anwendung gut anfeuchten) | Designed for fast and easy cleaning of diamond instruments for improved performance (cleaning stone to be moistened thoroughly before use) | Para la limpieza rápida y segura de las puntas diamantadas embotadas, por lo tanto más eficaz en el tallado (piedra de limpieza debe ser bien mojada antes de usarla)

DIAMANTIERTE STAHLBÜRSTE | DIAMOND COATED STEEL BRUSH | CEPILLO DIAMANTADO

991C extra fine

Fig.	Shank	Ref.-No.	1
991C	HP	806 **104** 543 504	220

Für die Feinstbearbeitung von Modellguss | For precise and accurate work on model casting | Para el prepolido de esqueleticos

Anwendungsempfehlung für diamantierte Stahldrahtbürsten:
Drehzahlbereich 5.000–10.000 min^{-1}, Anpresskraft ca. 0,5 N (50 g) – je geringer die Anpresskraft, desto höher die Leistung. Plötzliche Drehzahlveränderungen vermeiden. Bürste nur in einer Drehrichtung einsetzen (nur Rechtslauf).

Recommended usage for diamond coated steel brushes:
Speed range: 5,000–10,000 rpm pressure approx. 0.5 N (50 g). Light pressure will give optimum results. Avoid sudden changes in speed. Use brush only in one rotating direction (clockwise direction only).

Modo de empleo de los cepillos diamantados:
Velocidad 5.000–10.000 rpm presión aprox. 0,5 N (50 g) – cuanto menos la presión más rendimiento. Evitar cambios bruscos de velocidad. Utilizar cepillo solo en una dirección gíratoria (solo a la derecha).